

## Command devices

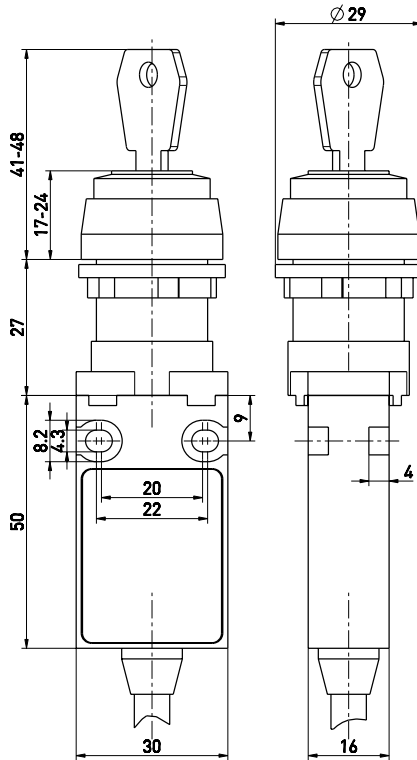
// ES 14 RSSA 23-1m Order no.: 14058007

### Features/Options

- Thermoplastic enclosure
- Double insulated
- Mounting hole diameter 22.5 mm
- Mounting details to DIN EN 50 047

- With pre-wired cable, cable length 1 meter
- Actuator: RSSA key switch with safety cylinder lock (locks against turning)
- Normal version always has same key number

### Dimensions

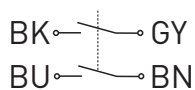


### Technical data


<b>Standards</b>	EN ISO 13849-1; IEC/EN 60947-5-1
<b>Enclosure</b>	glass-fibre reinforced, shock-proof thermoplastic, self-extinguishing UL 94-V0
<b>Degree of protection</b>	IP 65 to IEC/EN 60529
<b>Contact material</b>	silver
<b>Switching system</b>	slow action, positive break NC contacts $\ominus$
<b>Switching elements</b>	change-over contact with double break Zb, galvanically separated contact bridges
<b>Connection</b>	cable H05VV-F
<b>Cable section</b>	4 x 0.75 mm <sup>2</sup>
<b>B<sub>10d</sub> (10% Load)</b>	2 million
<b>T<sub>M</sub></b>	10 years
<b>U<sub>imp</sub></b>	4 kV
<b>U<sub>i</sub></b>	250 V
<b>I<sub>the</sub></b>	6 A
<b>I<sub>e</sub>/U<sub>e</sub></b>	6 A/250 VAC; 0,25 A/230 VDC
<b>Utilisation category</b>	AC-15, DC-13
<b>Max. fuse rating</b>	6 A gL/gG D-fuse
<b>Ambient temperature</b>	-20 °C ... +75 °C
<b>Mechanical life</b>	> 1 million operations
<b>Switching frequency</b>	1800/h
<b>Contact opening</b>	2 x 4 mm

Errors and omissions excepted.

### Contact diagram



### Switching diagram



### Switching position RSSA 23



3 switching positions