

## Ex foot switches

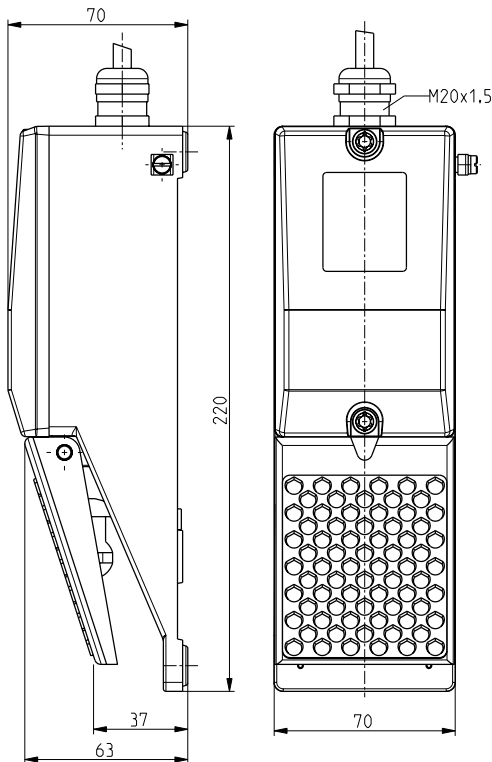
// Ex GF 10/1S Order no.: 81101201

### Features/Options

- Ex zone 1 and 21
- Metal enclosure
- Low pedal height

- With pre-wired cable, cable length 3 metres
- N.B.: Please state required approvals for Russia, China and Brazil with your order!

### Dimensions

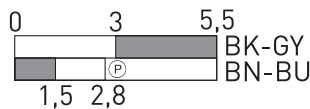


### Technical data

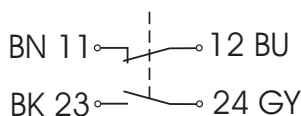
<b>Standards</b>	EN 60947-5-1; EN 1088; EN 60079-0; EN 60079-1; EN 60079-31; EN ISO 13849-1
<b>Enclosure</b>	aluminium die casting, enamel finish, RAL 5011
<b>Cover</b>	glass-fibre reinforced thermoplastic
<b>Pedal</b>	glass-fibre reinforced thermoplastic
<b>Connection</b>	cable H05VV-F, 4 x 0.75 mm <sup>2</sup>
<b>Cable length</b>	3 m
<b>Contact material</b>	silver
<b>Degree of protection</b>	IP 65 to IEC/EN 60529
<b>Switching system</b>	slow action with double break, positive-break NC contact ⊖
<b>Switch insert</b>	Ex 14
<b>B<sub>10d</sub> (10% Load)</b>	2 million
<b>T<sub>M</sub></b>	max. 20 years
<b>Utilisation category</b>	AC-15, DC-13
<b>I<sub>e</sub>/U<sub>e</sub></b>	6 A/250 VAC; 0.25 A/230 VDC
<b>Max. fuse rating</b>	6 A gL/gG D-fuse
<b>Ambient temperature</b>	T6: -20 °C ... +65 °C, T5: -20 °C ... +95 °C
<b>Mechanical life</b>	> 1 million operations
<b>Ex marking</b>	⊕ II 2G Ex d IIC T6/T5 Gb, ⊕ II 2D Ex tb IIIC T80°C/T95°C Db IP65; IECEx Ex d IIC T6/T5 Gb, Ex tb IIIC T80°C/T95°C Db IP65
<b>Approvals</b>	PTB 11 ATEX 1002 X; IECEx PTB 06.0098 X* *referring to the switch insert

### Switching diagram

Slow action  
1 NC/1 NO contact



### Contact diagram



Errors and omissions excepted.