

Ex foot switches

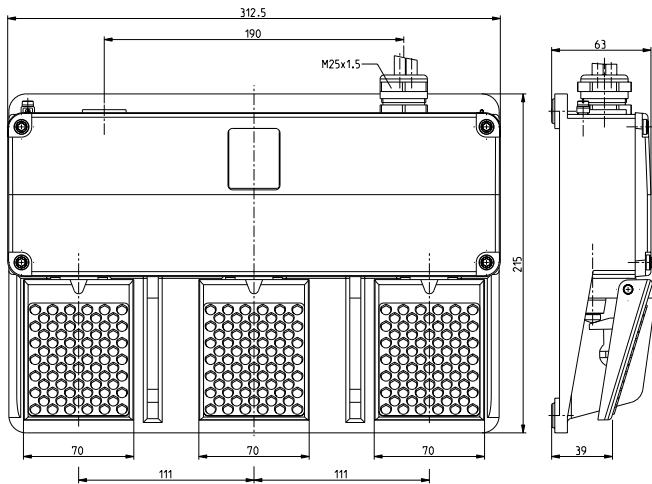
// Ex GF 3 1ÖS/1ÖS/1ÖS Order no.: 83109201

Features/Options

- Ex zone 1 and 21
- Metal enclosure
- Low pedal height

- With pre-wired cable, cable length 3 metres
- N.B.: Please state required approvals for Russia, China and Brazil with your order!

Dimensions



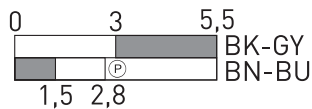
Technical data

Standards	EN 60947-5-1; EN 1088; EN 60079-0; EN 60079-1; EN 60079-31; EN ISO 13849-1
Enclosure	aluminium casting, enamel finish, RAL 5011
Cover	aluminium casting, enamel finish, RAL 5011
Pedal	glass-fibre reinforced thermoplastic
Connection	cable 3 x H05VV-F, 4 x 0.75 mm ²
Cable length	3 m
Contact material	silver
Degree of protection	IP 65 to IEC/EN 60529
Switching system	slow action with double break, positive break NC contact ⊖
Switch insert	1 x Ex 14 per pedal
B_{10d} (10% Load)	2 million
T_M	max. 20 years
Utilisation category	AC-15; DC-13
I_e/U_e	6 A/250 VAC; 0.25 A/230 VDC
Max. fuse rating	6 A gL/gG D-fuse
Ambient temperature	T ₆ : -20 °C ... +65 °C, T ₅ : -20 °C ... +95 °C
Mechanical life	> 1 million operations
Ex marking	⊕ II 2G Ex d IIC T ₆ /T ₅ Gb, ⊕ II 2D Ex tb IIIC T ₈₀ °C/T ₉₅ °C Db IP65; IECEx Ex d IIC T ₆ /T ₅ Gb, Ex tb IIIC T ₈₀ °C/T ₉₅ °C Db IP65 PTB 11 ATEX 1002 X; IECEx PTB 06.0098 X* *referring to the switch insert
Approvals	

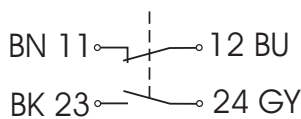
Switching diagram

Slow action

1 NC/1 NO contact per pedal



Contact diagram



Errors and omissions excepted.