


STA2/3/4

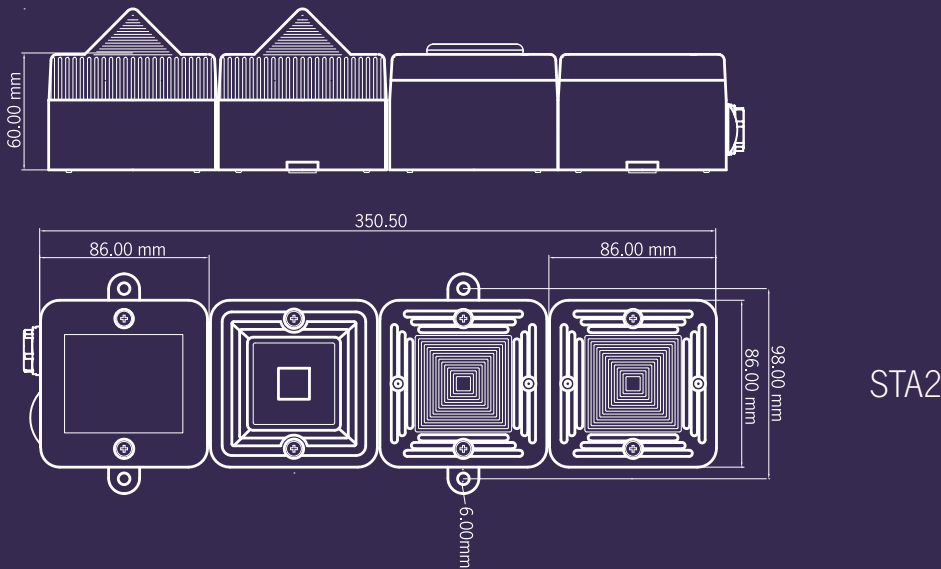
Alarm Sounder, Xenon & L.E.D. Tower with Junction Box

The STA2, STA3 and STA4 are customisable audio-visual signals featuring a tower of 2, 3 or 4 AlertAlight L101 type beacons combined with a SONF1 alarm sounder. Each beacon position can contain either a Xenon or high output L.E.D. light source. The STA2, STA3 or STA4 assembly features a pre-wired junction box and cable loom enabling the end user to determine beacon type and position during installation.

Features:

- SONF1 alarm sounder synchronises automatically on multi-unit systems.
- Multiple configurations of Xenon and LED beacons.
- Internal cable loom and termination PCB simplifies installation.
- Common negative/neutral supply minimises cabling.
- High output LED unit can be set to steady or flashing.
- Available with red, white or grey housing.
- Sealed to IP66.
- Tropicalisation available on request.
- Also available without SONF1 audible signal - see the STB2/3/4 data sheet (2.1.021v10a).






SONF1 24V dc tone table:

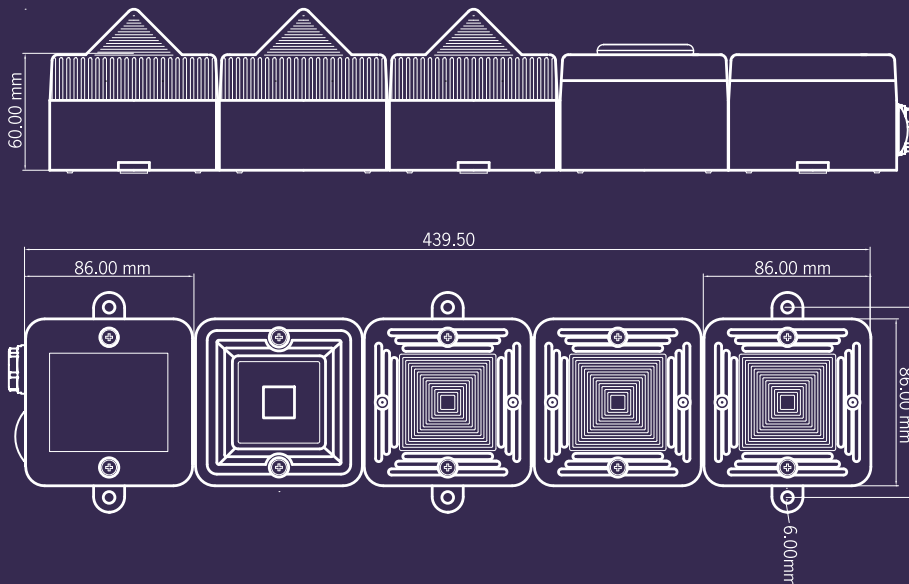
Stage 1	Frequency Description	dB @ 1m	Stage 2
Tone 1	800/1000Hz @ 0.25 sec Alternating - BS5839 Alarm tone	99dB(A) @ 1m	Tone 8
Tone 2	500/1200Hz @ 0.3Hz 0.5 sec Slow Whoop - NEN 2575:2000	100dB(A) @ 1m	Tone 1
Tone 3	1200/500Hz @ 1Hz - DIN / PFEER P.T.A.P.	99dB(A) @ 1m	Tone 8
Tone 4	544Hz (100mS)/440Hz (400mS) - AFNOR NF S 32-001	97dB(A) @ 1m	Tone 9
Tone 5	Bell	95dB(A) @ 1m	Tone 1
Tone 6	800/1000Hz @ 7Hz Sweeping	99dB(A) @ 1m	Tone 8
Tone 7	500-1200Hz 3.75sec /0.25sec. Australian Evac.	100dB(A) @ 1m	Tone 10
Tone 8	1000Hz Continuous - PFEER toxic gas	100dB(A) @ 1m	-
Tone 9	554Hz Continuous	97dB(A) @ 1m	-
Tone 10	420Hz @ 0.625 sec Australian Alert	97dB(A) @ 1m	-

SONF1 115V ac and 230V ac tone table:

Stage 1	Frequency Description	dB @ 1m
Tone 1	800/1000Hz @ 0.25 sec Alternating - BS5839 Alarm tone	99dB(A) @ 1m
Tone 2	500/1200Hz @ 0.3Hz 0.5 sec Slow Whoop - NEN 2575:2000	100dB(A) @ 1m
Tone 3	1200/500Hz @ 1Hz - DIN / PFEER P.T.A.P.	99dB(A) @ 1m
Tone 4	544Hz (100mS)/440Hz (400mS) - AFNOR NF S 32-001	97dB(A) @ 1m
Tone 5	1000Hz Continuous - PFEER toxic gas	100dB(A) @ 1m
Tone 6	Bell	95dB(A) @ 1m
Tone 7	800/1000Hz @ 7Hz Sweeping	99dB(A) @ 1m
Tone 8	2400/2900Hz @ 50Hz Sweeping	100dB(A) @ 1m
Tone 9	420Hz @ 0.625 sec Australian Alert	97dB(A) @ 1m
Tone 10	500-1200Hz 3.75sec /0.25sec. Australian Evac.	100dB(A) @ 1m

Country specific or custom tone configurations and alarm frequencies are available upon request.





STA3

Specification:**General:**

Cable entries:	2 x M20 clearance
Ingress Protection:	IP66
Housing material:	UL94V0 & 5VA FR ABS
Housing colour:	RAL3000 Red, RAL7038 Grey and White
Lens material:	PC
Fixings:	Stainless Steel
Operating temp:	-25° to +55°C
Storage temp:	-40° to +70°C
Relative humidity:	90% at 20°C
STA2 Weight:	0.95kg
STA3 Weight:	1.15kg
STA4 Weight:	1.35kg

L101 Xenon Beacon:

Version:	Voltage range:	Current mA:
12V dc	10-14V	500mA/380mA
24V dc	20-28V	250mA/300mA
115V ac 50/60Hz	+/-10%	70mA
230V ac 50/60Hz	+/-10%	35mA

L101H L.E.D. Beacon:

Version:	Voltage range:	Current mA:
DC	10-30V dc	155mA (24V dc)
AC/DC 50/60Hz	90-260V ac/dc	35mA (230V ac)

SONF1 Alarm sounder:

Version:	Voltage range:	Current mA:
24V dc	10-30V	25mA
115V ac 50/60Hz	+/-10%	13mA
230V ac 50/60Hz	+/-10%	13mA

Specification:**SONF1 - Alarm Sounder:**

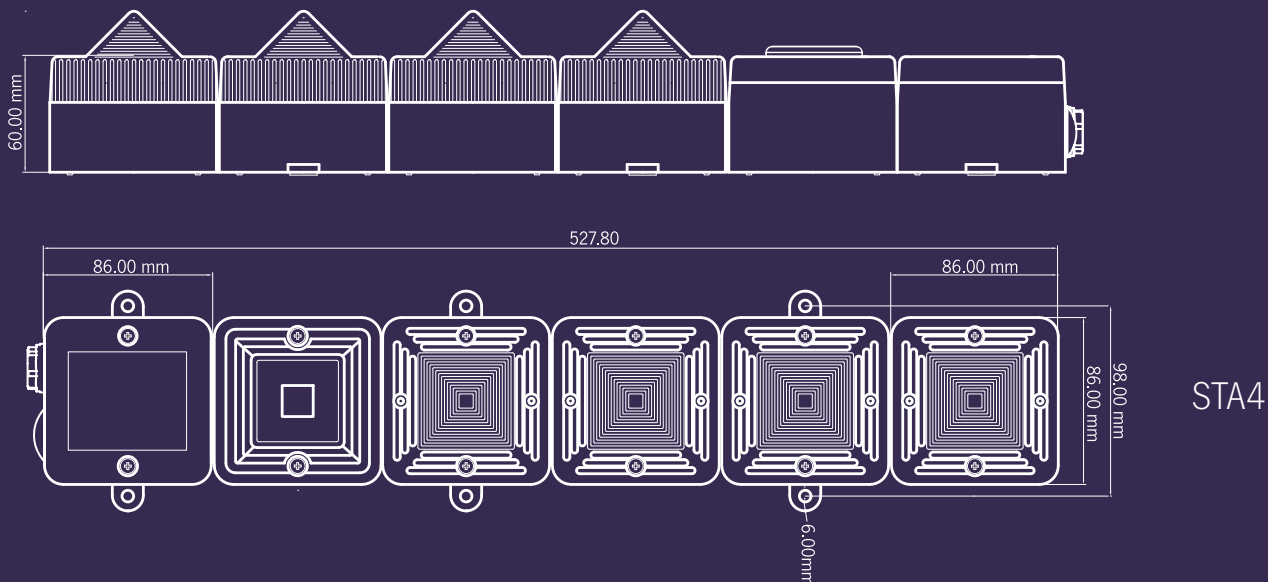
Maximum output:	100dB(A) @ 1 metre
Nominal output:	99dB(A) @ 1m +/- 3dB - Tone 1
No. of tones:	10 (UKOOA / PFEER compliant)
No. of stages:	2 (ACunits are single stage)
Volume control:	On board potentiometer
Effective range:	30m @ 1KHz
Monitoring:	Reverse polarity diode protection on DC units.
Terminals:	0.5 to 1.5mm ² cables.

L101 - Xenon:

Energy:	5 Joules (5Ws)
Flash rate:	1Hz (60 fpm)
Peak Candela:	86,935 cd
Effective Intensity cd:	200 cd*
Terminals:	0.5 to 4.0mm ² cables.
Lens colours:	Amber, Blue, Clear, Green, Opal, Red, Yellow
Tube life :	Emissions are reduced to 70% after 8 million flashes

L101H - L.E.D.:

Light source:	High intensity L.E.D. array. 24 x Superflux type high output L.E.D's
Options:	Steady or 2Hz flash mode (on board selection)
Effective Intensity cd:	White L.E.D: 120cd
Terminals:	0.5 to 4.0mm ² cables
L.E.D. colours:	Amber Blue, Green, Red and White
Lens colour:	All L.E.D. colours use a Clear lens to maximise output and to ensure the signal is most effective in high ambient light levels.



Part codes:

Version:	Description:	Voltage:	Housing colour:	Part code:
STA2	Junction box & SONF1 assy for 2 x L101 beacons	12/24Vdc	Grey/Red/White	STA2DC024[x]
STA2	Junction box & SONF1 assy for 2 x L101 beacons	115Vac	Grey/Red/White	STA2AC115[x]
STA2	Junction box & SONF1 assy for 2 x L101 beacons	230Vac	Grey/Red/White	STA2AC230[x]
STA3	Junction box & SONF1 assy for 3 x L101 beacons	12/24Vdc	Grey/Red/White	STA3DC024[x]
STA3	Junction box & SONF1 assy for 3 x L101 beacons	115Vac	Grey/Red/White	STA3AC115[x]
STA3	Junction box & SONF1 assy for 3 x L101 beacons	230Vac	Grey/Red/White	STA3AC230[x]
STA4	Junction box & SONF1 assy for 4 x L101 beacons	12/24Vdc	Grey/Red/White	STA4DC024[x]
STA4	Junction box & SONF1 assy for 4 x L101 beacons	115Vac	Grey/Red/White	STA4AC115[x]
STA4	Junction box & SONF1 assy for 4 x L101 beacons	230Vac	Grey/Red/White	STA4AC230[x]

[x]: G=Grey, R=Red, W=White

Version:	Description:	Voltage:	Lens colour:	Part code:
ST-L101X	L101 Xenon Beacon 5J	12Vdc	Amber, Blue, Clear, Green, Red, Yellow	ST-L101XDC012[x]
ST-L101X	L101 Xenon Beacon 5J	24Vdc	Amber, Blue, Clear, Green, Red, Yellow	ST-L101XDC024[x]
ST-L101X	L101 Xenon Beacon 5J	115Vac	Amber, Blue, Clear, Green, Red, Yellow	ST-L101XAC115[x]
ST-L101X	L101 Xenon Beacon 5J	230Vac	Amber, Blue, Clear, Green, Red, Yellow	ST-L101XAC230[x]
ST-L101H	L101 L.E.D. Beacon	10-30Vdc	Amber, Blue, Clear, Green, Red	ST-L101HDC030[x]
ST-L101H	L101 L.E.D. Beacon	90-260Vac	Amber, Blue, Clear, Green, Red	ST-L101HAC230[x]

[x]: A=Amber, B=Blue
C=Clear, G=Green, R=Red

Example: For a tower of A SONF1 alarm sounder plus three beacons using two Xenon beacons, one red, one amber plus one L.E.D. beacon in green using a 24Vdc supply in a red housing, order the following part codes:

- STA3DC024R
- ST-L101XDC024R
- ST-L101XDC024A
- ST-L101HDC024G

