

DRG. No.
PCG/ATX/CR

DO NOT SCALE OFF DRAWING "IF IN DOUBT ASK".
REPORT ALL ERRORS AND ALTERATIONS.

THIRD ANGLE PROJECTION

MARKING

1. EXAMPLE OF MARKING ON BAND: -

PEPPERS GU15 3BT UK Ex II 1D II 2G
CR-1B 20S M20 BAS 01ATEX2271X
Exd IIC Gb / Exe IIC Gb / Ex to IIIC Da
IECEx SIR 07.0099X IP66 IP68

2. SPECIAL MARKS: -

Ex II 3GD Ex nR II
SIRA 09ATEX1221X

Marking and other information may be present on the gland or packaging in accordance with document PCG/ATX/PEXMP.

DRAWN ASC

DATE xx/xx/12

CHECKED

APPROVED

CAD REF PCGATXCR

SCALE N.T.S

ISSUE

1. Original

2. Markings, inner sheath minima and title revised. Note (d) Special uses, balloon refs & parts list added

3. Lead continuity version added

4. Marking updated to comply with latest 60079 Series & to include ExtD marking.

5. 23/07/09 Updated to include Ex nR II marking.

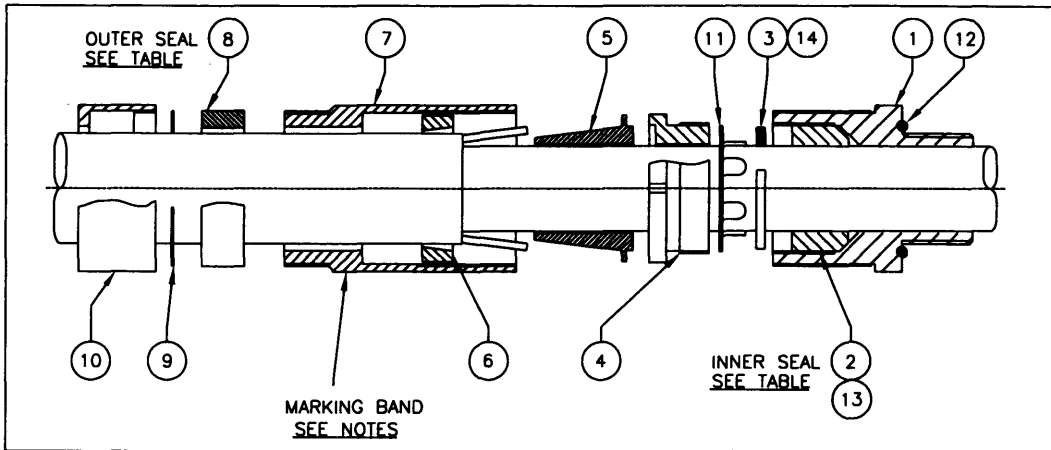
6. 02/09/09 Updated to correct 82N and 82V seal information details and to correct skid washer drawings for gland assembly.

7. 11/12/11 Updated to include size 110 gland.

8. 23/08/12 Marking updated. H sizes added. Options and notes clarified. Now 2 page drawing. Size 20s outer seal min range corrected.

X-REFS: -

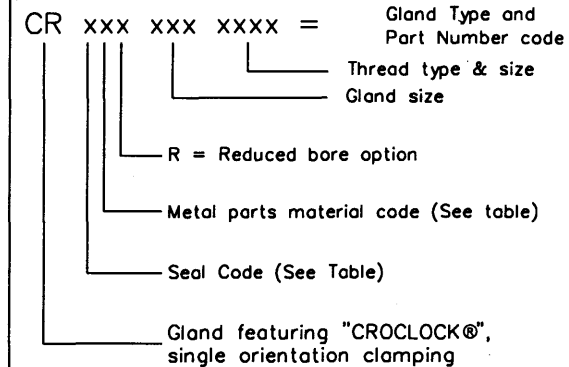
CSCR
TABCR
ISSCR2
CA0



PARTS LIST & CERTIFICATE CROSS-REFERENCE

Balloon Ref	Part Description	Drawing Number	Alternate Drawing Number	Other Certificate Nos. used on	Other Certificate Nos. used on	Other Certificate Nos. used on
1	ENTRY BODY	PCG/ATX/1V	PCG/ATX/1VT	---	---	---
2	INNER SEAL	PCG/ATX/82N	---	SIRA 01ATEX1272X	SIRA 03ATEX1479X	---
3	INNER SKID WASHER	PCG/ATX/91A	---	SIRA 01ATEX1272X	SIRA 03ATEX1479X	---
4	COMPRESSION NUT	PCG/ATX/8V	---	---	---	---
5	CONE	PCG/ATX/3V	---	---	---	---
6	CLAMP RING	PCG/ATX/10V	---	SIRA 03ATEX1479X	---	---
7	MIDDLE CAP	PCG/ATX/5V	---	SIRA 03ATEX1479X	---	---
8	OUTER SEAL	PCG/ATX/2M	---	SIRA 01ATEX1271X	SIRA 03ATEX1479X	---
9	OUTER SKID WASHER	PCG/ATX/11M	---	SIRA 01ATEX1271X	SIRA 03ATEX1479X	---
10	OUTER CAP	PCG/ATX/6M	---	SIRA 01ATEX1271X	SIRA 03ATEX1479X	---
11	CONTINUITY WASHER	PCG/LW2	PCG/LW3	SIRA 01ATEX1272X	---	---
12	O-RING SEAL	PCG/ETOR	---	---	---	---
13	INNER SEAL (d,e)	PCG/ATX/82V	---	SIRA 01ATEX1272X	SIRA 03ATEX1479X	---
14	INNER SKID WASHER (d,e)	PCG/ATX/91V	---	---	---	---

GLAND TYPE NUMBERING



THIS DRAWING IS OF A CERTIFIED COMPONENT, AND NO CHANGES MUST BE MADE WITHOUT REFERENCE TO THE CERTIFYING AUTHORITY.

PEPPERS CABLE GLANDS LIMITED
STANHOPE ROAD, CAMBERLEY, SURREY, UK.
TEL +44 (0)1276 64232, FAX +44 (0)1276 691752

TITLE ATEX RANGE GLANDS - CR-*** FAMILY
FOR ARMoured/UNARMoured/BRAIDed/
SCREENED CABLE SHEET 1 OF 2

The design and manufacturing information contained in this drawing is the exclusive right of PEPPERS CABLE GLANDS LTD and must not be copied or used for manufacturing purposes without express authority in writing from the said company.

DRG. No.
PCG/ATX/CR

ISSUE 8

DRG. No.
PCG/ATX/CR

DO NOT SCALE OFF DRAWING "IF IN DOUBT ASK".
REPORT ALL ERRORS AND ALTERATIONS.

THIRD ANGLE PROJECTION

DRAWN ASC
DATE xx/xx/12
CHECKED
APPROVED
CAD REF PCGATXCR

SCALE N.T.S

ISSUE
1. Original
2. Markings, inner sheath minima and title revised. Note (d) Special uses, balloon refs & parts list added

3. Lead continuity version added

4. Marking updated to comply with latest 60079 Series & to include ExtD marking.

5. 23/07/09 Updated to include Ex nR II marking.


6. 02/09/09 Updated to correct 82N and 82V seal information details and to correct skid washer drawings for gland assembly.

7. 11/12/11 Updated to include size 110 gland.

8. 23/08/12 Marking updated. H sizes added. Options and notes clarified. Now 2 page drawing. Size 20s outer seal min range corrected.

X-REFS: -

CSCR
TABCR
ISSCR2
CAO

 PEPPERS CABLE GLANDS LIMITED
STANHOPE ROAD, CAMBERLEY, SURREY, UK.
TEL +44 (0)1276 64232, FAX +44 (0)1276 691752

TITLE ATEX RANGE GLANDS - CR-*** FAMILY
FOR ARMoured/UNARMoured/BRAIDed/
SCREENED CABLE SHEET 2 OF 2

The design and manufacturing information contained in this drawing is the exclusive right of PEPPERS CABLE GLANDS LTD and must not be copied or used for manufacturing purposes without express authority in writing from the said company.

DRG. No.
PCG/ATX/CR

ISSUE 8

OPTIONS & GLAND TYPE NUMBERING

SEAL CODES (TYPE AND TEMPERATURE) (a)

CODE	INNER SEAL	OUTER SEAL	OPERATING TEMP. RANGE
1	82NI	2MO or 2MOZS	-35°C to +90°C
2 (b)	82NI	2MO or 2MOZS	-35°C to +90°C
3	82NIS	2MOS or 2MOZS	-60°C to +180°C
4 (b)	82NIS	2MOS or 2MOZS	-60°C to +180°C

METAL PARTS MATERIAL CODES

CODE	MEANING
B	BRASS
S	STAINLESS STEEL

REDUCED BORE OPTION

R 2MO/2MOS SEAL IS REPLACED WITH 2MOZS SEAL

NOTES

- a Neoprene seals are colour black (parts 82NI/82VI/2MO). Silicone seals are colour white (parts 82NIS/82VIS/2MOS). Reduced bore seals are silicone and colour red (part 2MOZS).
- b Codes 2 and 4 indicate continuity washer for lead sheathed cable. Available in sizes 20s to 100. Sizes 20S, 50S, 50 & 100 use LW3 washer. All other sizes use LW2 washer.
- c Hybrid (H) sizes use 5V, 2MO, 11MO and 6M components from next size gland above. Hybrid sizes may also use 2MOZS seal from size below.
- d Size 16 glands are assembled from Size 20S parts except the 2MO seals. The 82N & 91A parts are replaced with 82V & 91V parts respectively.
- e Size 50S, 50H and 50 glands use 82V seals in place of 82N seals and 91V skid washers, in place of 91A skid washers.
- f Size 50S, 63s and 75s use size 50, 63 and 75 3V and 8V components.
- g Nitrile O-rings part OR are used with code 1 & 2 glands. Silicone O-rings part OR are used with code 3 & 4 glands.
- h Size 110 glands use parts from 1VOS, 2MOS, 6MOS, 11MOS and 82NOS drawings respectively.
- i Stainless Steel glands may have marking electrochemically etched.
- j Plating may be applied to any or all main gland body components. Maximum thickness of plating is 0.008mm.

Special uses for this gland:-

- Provided the cable is rigidly restrained close to the entry,
- (1) Braid or screen may be clamped in the armour clamp
- (2) Braid/screen/armour may be passed through the gland for clamping inside the terminating equipment

GLAND SIZE	ARMOUR DIA/THICKNESS STEEL WIRE & TAPE (Universal) or BRAID/SCREEN	INNER SHEATH		OUTER SHEATH		REDUCED BORE	
		MIN	MAX	MIN	MAX	MIN	MAX
16 (d)	0.15 - 1.25	3.4	8.4	9.0	13.5	6.7	10.3
20S	0.15 - 1.25	7.2	11.7	12.9	16.0	9.4	12.5
20	0.15 - 1.25	9.4	14.0	15.5	21.1	12.0	17.6
25	0.15 - 1.6	13.5	20.0	20.3	27.4	16.8	23.9
32	0.15 - 2.0	19.5	26.3	26.7	34.0	23.2	30.5
40	0.2 - 2.0	23.0	32.2	33.0	40.6	28.6	36.2
50S (e)	0.2 - 2.5	28.1	38.2	39.4	46.7	34.8	42.4
50H (e)	0.2 - 2.5	28.1	38.2	45.7	53.2	41.1	48.5
50 (e)	0.3 - 2.5	33.1	44.1	45.7	53.2	41.1	48.5
63S	0.3 - 2.5	39.2	50.1	52.1	59.5	47.5	54.8
63H	0.3 - 2.5	39.2	50.1	58.4	65.8	53.8	61.2
63	0.3 - 2.5	46.7	56.0	58.4	65.8	53.8	61.2
75S	0.3 - 2.5	52.1	62.0	64.8	72.2	60.2	68.0
75H	0.3 - 2.5	52.1	62.0	71.1	78.0	66.5	73.4
75	0.3 - 2.5	58.0	68.0	71.1	78.0	66.5	73.4
80	0.45 - 3.15	62.2	72.0	77.0	84.0	71.9	79.4
80H	0.45 - 3.15	62.2	72.0	79.6	90.0	75.0	85.4
85	0.45 - 3.15	69.0	78.0	79.6	90.0	75.0	85.4
90	0.45 - 3.15	74.0	84.0	88.0	96.0	82.0	91.4
90H	0.45 - 3.15	74.0	84.0	92.0	102.0	87.4	97.4
100	0.45 - 3.15	82.0	90.0	92.0	102.0	87.4	97.4
110 (h)	0.45 - 3.15	92.0	102.0	104.0	117.0	--	--

THIS DRAWING IS OF A CERTIFIED COMPONENT, AND NO CHANGES MUST BE MADE WITHOUT REFERENCE TO THE CERTIFYING AUTHORITY.