

MOFLASH[★]

SIGNALLING



MARINSUPPLY

CONTENTS

MOFLASH

S & A

Selection & Application

Environmental Factors > Types of Beacons > Levels of Brightness >
Lens Colour > Audibility > Installation > Marks & Directives > IP Ratings > Icon Legends

P 03-08

Flashing
Filament**Flashing Filament Beacon Range**

FF125 Series > FF125ES Series > FF125DIN/FFA125 Series >
FF201-200 Series > FF401-400 Series

P 09-14

LED

LED Beacon Range

LED80 Series > LEDD/LEDA 125 Series > LED201/200 Series >
LED400/401 Series > LED TLM > EFlare > LEDA600 Spectrum > LEDA-01

P 15-24

Rotating
Beacon**Rotating Beacon Range**

R201/200 Series > RA201/200 Series > R401/400 Series

P 25-27

Static
Beacon**Static Filament Beacon Range**

SF125 Series > SF125 DIN/SFA125 Series > SF201/200 Series > SF401/400 Series

P 28-31

Xenon
Beacon**Xenon Beacon Range**

X80 Series > X125 Series > X125ES Series > X125 DIN Series >
X195 Series > X201/200 Series > X201SD/200S Series > X250 Series >
X401/400 Series > X501/500 Series

P 32-41

Explosion
Proof**Explosion Proof Range**

EX150 5J Series > EX201/200 10J Series > IS Mini LED Beacon > Audible Sounder >
Audible Visual Sounder > UL Explosion Proof Bell > UL Explosion Proof Buzzer

P 42-49

Obstacle
Marking**Obstacle Marking Light Range ICAO Approved**

LED501/500 Series > OLF-P Series > FF98 Series > OLS/F -10-32 Series >
OLS/F-2000 Series > LED-04-2000

P 50-56

Automotive
Signalling**Automotive Beacon Range**

R88 Series > X88 Series

P 57-59

Acoustic
Signalling**Acoustic Range**

AE20M Series > AE40M Series > AE95 Series > AE110 Series > AS300/400 Series
ABHF8 Series > Adaptahorn Range > Klaxon Horn Range > Air Horn Range > Bell Range

P 60-75

Access-
ories**Accessories Range**

Wall Brackets > Cage Guards > Pipe Brackets > Anti Vibration Mounts > Domes

P 76-78

Welcome to the world of Moflash

Moflash Signalling is one of the largest independent manufacturers of signalling devices in the UK.

Based in Birmingham at the heart of Great Britain, Moflash Signalling is one of the largest independent manufacturers of signalling devices in the UK. Formed from the Moflash Company Co Ltd in 1997, the company has grown dramatically over the last 10 years with the introduction of a number of new product lines and with the acquisition of signalling products from other manufacturers such as the Klaxon range of hooters and horns, now produced in the Moflash factory.


The company produces the following types of devices: Incandescent Beacons - both flashing and static, LED and Xenon Beacons, as well as the traditional Rotating Beacons for which Moflash is world famous. On the acoustic side of the business, the company offers Buzzers, Hooters including the iconic Klaxet and ES, Bells, Electronic Sounders, Air Horns and Piezo devices for the following markets:

- industrial signalling**
- process control**
- status indication**
- fire and security**
- hazardous location**
- obstruction marking**
- marine**
- automotive**
- safety and protection**

Moflash serves a diverse range of customers from electrical wholesalers and contractors to global distribution organisations, original equipment manufacturers, engineering consultants, switchboard manufacturers and a variety of end users such as mining manufacturing and electrical and gas utilities, to name but a few.

With its programme of development Moflash is in a strong position to keep meeting the increasing demands of a safety conscious world with its dedicated team based in the UK and the excellent distribution partners spread across 30 countries worldwide. Our products are always available to meet the customer's needs. Moflash can modify or design a beacon to your specific needs. If our standard products are outside the scope of your project, please speak with our technical department to see if we can help, or e-mail you requirements via our contact page on the Moflash web site. All projects will be considered on their commercial viability.

And finally our commitment to quality and service continues today as it did when we formed 10 years ago: it underpins our focus and passion for our industry. We believe the next ten years may be even brighter.



SELECTION & APPLICATION

MOFLASH

Selection & Application

Visual Warning Signals

The environment in which the beacon is to be installed will determine the product type and light intensity that is required for any application. Thus a beacon designed for Industrial use incorporating a very high light output would not be suitable for local signalling at a control panel. Alternatively a low light output beacon would be ineffective for large factory environment.

Generally Moflash can supply beacons for all types of applications. Listed below are some of the main market areas.

Automotive

Warning beacons for use on automobiles (commercial & private) agricultural / off road vehicles and forklift trucks etc.

For further information see our Automotive section.

Industrial & Marine

Warning beacons for heavy duty, high light output applications such as foundries, factory shopfloors, large warehouses, docks, ports and general offshore use etc.

For further information see our Industrial & Marine section.

Fire & Security

Warning beacons for light duty, low to medium light output to give local indication such as offices, hospitals and schools.

For further information see our Fire & Security section.

Explosion Proof

Warning beacons for use in potentially explosive environments such as oil rigs, refineries and mines etc..

For further information see our Hazardous Areas section.

Environmental Factors determining Selection

- Safe atmosphere or potentially explosive atmosphere
- The ambient level of existing light
- The light output required from the beacon
- The duration the beacon has to operate
- The IP rating of the beacon
- The electrical supply available

Types of Visual Warning Beacons Available

Moflash manufactures five different types of Visual Warning beacons.

Rotating Beacons – ‘R’

A parabolic reflector, driven by an electric motor, revolves around a continuously illuminated bulb on the vertical axis of the beacon creating a powerful beam of light travelling through 360 degrees. These units are available with either a filament or a tungsten halogen bulb. In general this type of beacon has a greater degree of light output than other models but this is reduced as the parabolic reflector only illuminates one given point at a time.

Flashing Filament Beacons – ‘FF’

Operating through an internal circuit, which simply cycles the bulb On, and Off. These type of beacons generally give a much lower light output as it takes longer for the bulb to fully illuminate itself. These units are available with either a filament or tungsten halogen bulb. The light output can be improved by the use of a Dioptic (Fresnal) lens which is placed over the bulb capturing the light emitted, magnifying and directing it to increase the brightness of the visual signal. In terms of light coverage this type of beacon is more efficient as it illuminates the whole surface of the beacon constantly through 360 degrees.

Static Filament (Continuous) Beacons – ‘SF’

These units are identical to Flashing Filament beacons with the exception that they do not operate through an On, and Off cycle. When the unit is energised the light source stays permanently ‘On’. The main advantage of this type of beacon is that the light can be controlled by a separate source i.e. a control panel, giving the unit more flexibility. These units are available with either a filament of tungsten halogen bulb.

Xenon (Strobe) Beacons – ‘X’

A discharge capacitor operating through a converter circuit ignites xenon gas inside a tube creating a brilliant flash of light. Xenon gas ignites virtually instantaneously so maximum brightness is obtained immediately. This signal can be improved further by the use of a Dioptic (Fresnal) lens as described earlier. In some Moflash models a ‘Double Flash’ option is also available which extends the signal duration making it more noticeable to the human eye. see X88, X201/200, X401/400 & 501/500.

Xenons have an added advantage of low current consumption combined with long life. The tube life of a xenon beacon is approximately 5 million flashes. These units are the most efficient available incorporating a 360-degree light output with the brightest and most effective visual signal.

LED Beacons - 'LED'

A Light emitting diode (LED) is a semiconductor device that emits visible light when an electric current passes through it. The four major benefits of LED technology incorporated into warning beacons are:

- **Low power requirement**
- **High efficiency**
- **Very long life**
- **Multiple Colour Signal options in a single beacon enclosure**

Moflash offer a range of LED options, from beacons containing 8 off LEDs up to 144 off LEDs in a single enclosure. They can be set in various modes of operation from **Flashing, Static and Rotating**. Some beacons have a combined **Audible & Visual** option.

Ethernet compatible and **PLC** controllable beacons also make up the range along with high 'Ingress Protection' enclosures.

Level of Brightness

Brightness depends upon the type of beacon chosen the rated power output of the unit i.e.: Watts and Joules, the distance that the signal is observed from and the dome colour of the beacon used. In general if the viewing distance is doubled the light intensity observed is reduced to a quarter and if the distance is quadrupled the light intensity is reduced to a sixteenth.

Beacon Lens Colours

The intensity of the light can be greatly reduced as it passes through the dome of the beacon. The extent of this reduction is dependent upon:

- The type of light source used i.e. conventional filament (Incandescent) bulb, tungsten halogen bulb or a xenon tube
- The colour of the beacon lens that is used.

The table below gives an indication of the percentage of light that will pass through the beacon dome for different light sources and dome colours.

COLOUR	FILAMENT	HALOGEN	XENON
Clear	100%	100%	100%
Amber	70%	70%	70%
Red	30%	27%	23%
Green	12%	15%	25%
Blue	8%	10%	13%

Different dome colours are used to convey different messages to the observer.

RED = Serious danger act now!

AMBER = warning proceed with care

GREEN = ok proceed as normal

BLUE = specific process notice/warning

Alternatively Green colour beacons are used by Doctors and Veterinarians and Blue beacons for the Police and Fire departments.

Audibility

Simply producing an audible sound when the beacon is illuminated. This is of particular use in low level noisy environments if the warning light is obscured from direct viewing or as a back-up warning should the bulb fail.

Installation and Maintenance of Visual Warning Beacons

- When installing a Hazard Warning Beacon care should be taken to position it in the most effective location to allow for all round light visibility and to maintain the IP (Ingress Protection) rating of the beacon. Therefore the following parameters should be noted:
 - To maintain the IP rating, the beacon should be mounted with the dome above the black moulded base. Never mount the unit with the dome horizontal or below base position.
 - Always fit mounting gasket provided (200/1 400/1 & 500/1 series models only) and ensure the 'O' ring is in place between the dome and base.
 - Fit a suitably IP rated cable gland (not supplied) where appropriate.
 - Regularly clean the beacon dome, as this will improve light output and help dissipate heat build up in the beacon. Do not clean dome with petroleum based cleaners.
 - Areas of vibration should be avoided. If this is not possible, then out Anti-Vibration mount must be used. Reference 50080 (available for 88/125 & 200/1 series models only).
 - Avoid situation Xenon beacons in close proximity to communication aerials or equipment and power lines that may be subject to high voltage transients.
 - DC voltage Xenon beacons should only be run on a smoothed rectified supply.
 - Unlike Incandescent lamps which fail instantly, Xenon tubes deteriorate very slowly. The impending failure of the tube will be indicated by erratic flashing. Once this is recognised the tubes should be replaced immediately. Failure to do so may result in damage to the electrical circuit.
- Always disconnect the beacon from the supply before attempting maintenance. In addition, allow Xenon beacons at least 15 minutes to self-discharge before removing the dome as high voltages will remain on the pcb for this period of time.

SELECTION & APPLICATION

MOFLASH

The CE Mark

The Moflash products that show the CE mark, are deemed to comply, where applicable, with the EMC Directive No: 89/366/EEC and additional amendments, regarding Electromagnetic Compatibility which states that 'An electrical product must not be susceptible to, or generate certain levels of, electromagnetic interference liable to interfere with other electronic equipment', and the LVD Directive No: 2006/95/EC regarding low voltage electrical material which states that 'Electrical equipment within the voltage ranges of 50 to 1000v Ac and 75 to 1500v Dc are constructed within the principles of good engineering practice and provide adequate levels of protection against an electric shock'.

The Machinery Directive 2006/42/EC

These directives are designed to harmonise wide ranging health and safety requirements in machinery design and daily use by indicating a potential hazard by the use of an immediately recognisable audible or visual warning signal.

prEN 842 Safety of Machinery : Visual Warning Signals

Classifies the type of warning light and specifies the characteristics the warning light must achieve to conform to the machine directive.

Warning Signals

Visual warning signals must be at least five times brighter than the area where they are used.

Danger Signals

Clearly visible even in strong light, distinguishable from other lights and Visual warning signals and be understood immediately.

Emergency Signals

These have the highest priority and must be at least ten times brighter than the area that they are to be used in and understood immediately.

IEC 73 - Colours of Luminous Indicators & Push Buttons

Establishes the various meanings of coloured luminous indicators and push buttons to conform to the machine directive.

Colour: **RED**

DANGER ACT NOW
Danger of live or unguarded
Moving machinery or essential
Equipment in protected zone

Colour: **AMBER**

WARNING: PROCEED WITH CARE
Temperature of pressure different
from normal level

Colour: **GREEN**

SAFETY PRECAUTION: GO AHEAD
Checks complete the machine
is about to start

Colour: **BLUE**

SPECIFIC MEANING GIVEN DEPENDING ON
SITUATION
Pre-set ready or remote control

Colour: **CLEAR**

NO SPECIFIC MEANING
Could confirm an earlier message

All Moflash coloured domes are manufactured from 'UV' stable polycarbonate plastic that will not tarnish, fade or become brittle over a period of time unlike many domes available that are produced from Acrylic plastic.

Hazardous Areas to Meet ATEX Approval

The risk of an explosive atmosphere being formed is obviously a variable factor being dependent upon the conditions in a given environment. Thus in order to achieve a consistent level of safety, hazardous areas are classified into three zones.

.....**Zone 0**

A zone in which an explosive atmosphere is constantly present, or present for long periods.

.....**Zone 1**

A zone in which an explosive atmosphere is likely to occur in normal operation.

.....**Zone 2**

A zone in which an explosive atmosphere is not likely to occur in normal operation, and if it occurs it will exist only for a short time

SELECTION & APPLICATION

MOFLASH

Apparatus Groups (Gas Groups)

Apparatus for use in hazardous areas is, where appropriate, grouped in one of four sub-groups, namely I, IIA, IIB, IIC. Apparatus Sub-Grouping is normally applied to Flameproof and Intrinsically safe types of protection. Other types of protection apply equally to all gases subject only to temperature classification.

The following table shows the relationship between the apparatus group and the Representative gas.

Apparatus Group	Representative Gas
I (Mining)	Methane
IIA	Propane
IIB	Ethylene
IIC	Hydrogen

Maximum Surface Temperature

A gas/air mixture can ignite when it comes into contact with excessively hot surface. The surface temperature at which equipment operates is therefore of crucial importance. The equipment is temperature classified as follows:

Class	T1	T2	T3	T4	T5	T6
Max Surface Temperature in Centigrade	450C	300C	200C	135C	100C	85C

Note: The above information is intended as a guide only. The selection of Hazardous area equipment should only be undertaken by a suitably qualified Engineer and installed according to the relevant standards.

IP Ratings

The IP 'Ingress Protection' rating system provides a means of classifying the Degrees of protection from dust and water afforded by electrical equipment and enclosures. The system is recognised in most countries and is set out in BS EN60529 1992 Degrees of Protection.

First Number

Protection Against **Solids**

IP

Test

0



No protection

1



Protection against solid objects over 50mm eg accidental touch by hands

2



Protection against solid objects over 12mm eg fingers

3



Protection against solid objects over 2.5mm [tools & wires]

4



Protection against solid objects over 1mm [tools, wires & small wires]

5



Protection against dust – limited Ingress [no harmful deposit]

6



Totally protected against dust

Second Number

Protection Against **Liquids**

IP

Test

0



No protection

1



Protected against vertically falling drops of water

2



Protected against direct sprays of water up to 15° from the vertical

3



Protection against sprays 60° from the vertical

4




Protection against water sprayed from all directions – limited Ingress permitted

5



Protection against low pressure jets of water sprayed from all directions – limited Ingress permitted

6



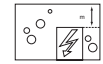
Protection against strong pressure jets of water eg for use on shipdecks – limited Ingress permitted

7



Protection against the effects of temporary immersion between 15cm and 1m. Duration of test 30minutes

8



Protection against long periods of immersion under pressure

9K



Protection against strong pressure jets of water (80-100 bar) at a temperature of 80°C for durations of 30 seconds. Simulating pressure cleaning conditions on a plan floor (Food Industry etc)

SELECTION & APPLICATION

MOFLASH

Buzzers

Either Electro Mechanical type where the diaphragm is deflected by a moving magnet which is triggered by a make and break contactor or the Piezo type where the diaphragm is controlled by an electronic circuit. The Mechanical versions offer medium/high dB output with low frequency sound and are of robust construction. Piezo versions are relatively low dB and high frequency and are only suitable for local signalling applications.

Electronic Sounders

The Electronic Sounder is a versatile acoustic signal incorporating 8 individual tones. It incorporates a medium dB output with a distinctive multi-tone frequency option to indicate various processes, a second one can be remotely switched via a third wire. This type of signal is suitable for fire alarm use and conforms to the current EC regulations.

Airhorns

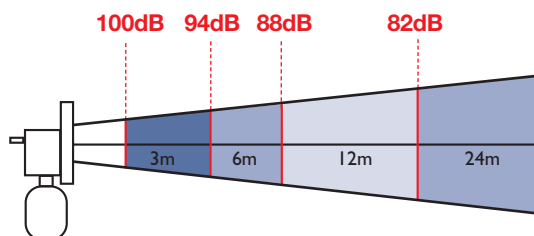
Air horns are non-electrical devices that only operate from a compressed air supply. They offer very high dB output with very low frequency sound making them ideal for very noisy environments. Moflash offers an industrial and marine range. Being non-electrical they can be used in hazardous area Category 1 use.

Bells

Bells are a cost effective traditional signalling device with a wide range of signalling applications. They offer medium dB output with a unique sound. Moflash offers two types: solenoid driven for industrial applications where they are under constant daily use, and a motor driven type more suitable for fire alarm applications.

Hooters

Hooters are powerful motor driven horns producing the unique and never forgotten 'Klaxon' sound used the world over. A serrated rotor driven against a hardened steel diaphragm stud creates a high dB output with low frequency sound. These types of signals are ideal for indoor and outdoor applications where a rugged and durable sounder is required.



m	dB (A)																									
1	65	70	75	80	85	90	92	94	96	98	100	102	104	106	108	110	112	114	116	118	120	122	124	126	128	130
2	59	64	69	74	79	84	86	88	90	92	94	96	98	100	102	104	106	108	110	112	114	116	118	120	122	124
3	55	60	65	70	75	80	82	84	86	88	90	92	94	96	98	100	102	104	106	108	110	112	114	116	118	120
5	51	56	61	66	71	76	78	80	82	84	86	88	90	92	94	96	98	100	102	104	106	108	110	112	114	116
10	45	50	55	60	65	70	72	74	76	78	80	82	84	86	88	90	92	94	96	98	100	102	104	106	108	110
20	39	44	49	54	59	64	66	68	70	72	74	76	78	80	82	84	86	88	90	92	94	96	98	100	102	104
30	35	40	45	50	55	60	62	64	66	68	70	72	74	76	78	80	82	84	86	88	90	92	94	96	98	100
50	=	36	41	46	51	56	58	60	62	64	66	68	70	72	74	76	78	80	82	84	86	88	90	92	94	96
100		=	=	40	45	50	52	54	56	58	60	62	64	66	68	70	72	74	76	78	80	82	84	86	88	90
200				=	39	44	46	48	50	52	54	56	58	60	62	64	66	68	70	72	74	76	78	80	82	84
300					=	40	42	44	46	48	50	52	54	56	58	60	62	64	66	68	70	72	74	76	78	80
500						=	38	40	42	44	46	48	50	52	54	56	58	60	62	64	66	68	70	72	74	76
1000							=	=	=	38	40	42	44	46	48	50	52	54	56	58	60	62	64	66	68	70
2000								=	=	=	38	40	42	44	46	48	50	52	54	56	58	60	62	64	66	68
3000											=	=	38	40	42	44	46	48	50	52	54	56	58	60	62	64
5000													=	=	38	40	42	44	46	48	50	52	54	56	58	60
















Lens Colours

01	Amber	Ambar	Gelb	Jaune	Arancio
02	Red	Rojo	Rot	Rouge	Rosso
03	Blue	Azul	Blau	Bleu	Blu
04	Green	Verde	Grün	Vert	Verde
05	Clear	Transparente	Klar/Durchsichtig	Transparent	Incolore

SELECTION & APPLICATION

MOFLASH

Icon Legends

 FPM 60	Single or Double flashes per minute. Shows the unit has a double flash option	Flashes Simples o Dobles por minuto. Muestra que la unidad tiene una opcion de doble flash	Einfacher oder Doppelblitz pro minute. Zeigt, ob das gerat die Doppelblitzfunktion hat	Signaux clignotants simples ou doubles par minute. Indique que l'unité est equipée d'une option de signal clignotant double	Flash singoli o doppi al minuto. Indica che il dispositivo puo fornire flash doppi
 FPM					
 RPM 120 AC	Revolutions per minute	Revoluciones por minuto	Umdrehungen pro minute	Tours / minute	Giri al minuto
 IP 65	Ingress Protection of the Unit	Grado de proteccion IP	Einbruchschutz	Protection de l'unité	Indice di protezione del dispositivo
 °C -40+60	Operating Temperature in Centigrade	Temperatura de funcionamiento	Arbeitstemperatur des gerates	Temperatures de service de l'unité	Temperatura di funzionamento in gradi centigadi
 Kg 0.2 to 0.3	Boxed weight including the Dome	Peso empaquetado incluida la cupula	Verpackungsgewicht einschlieBlich haube	Poids conditionne, y compris partie superieure	Peso inscatolato con calotta
 50/60 Hz	Operates on a frequency of 50/60 Hz AC	Funciona a una frecuencia de 50/60 Hz AC	Arbeitet bei 50/60 Hz wechselstrom	Fonctionne sur une frequence de 50/60 Hz CA	Funziona con 50/60 Hz in CA
 dB 100	Fitted with Audible Sounder. Indicates Decibel level at 1 meter	Dispone de dispositivo acustico. Indica el nivel de decibelios a 1 metro	Mit akustischem signal versehen. Gibt lautstarke in dB in 1 m entfernung an	Equipe d'um signal sonore. Indique le niveau de decibel a 1 m	Dotato di segnalatore acustico. Indica i dB a 1m
 MARINE	Suitable for use in marine applications	Utilizable en aplicaciones marítimas	Geeignet für Anwendungen im Schiffs - und Marinereich	Approprié aux applications en milieu naval	Idonei per applicazioni navali
 FIRE	Suitable for use in fire alarm systems	Utilizable en sistemas de alarma anti incendios	Geeignet für Anwendungen in Brandmeleanlagen	Approprié aux installations de lutte contre le feu	Idonei per impianti anticendio
 INDUSTRIAL	Suitable for use in industrial applications	Válido para uso en aplicaciones industriales	Geeignet für industrielle Anwendungen	Convient aux applications industrielles	Adatto per impiego nel settore industriale
 AUTOMOTIVE	Suitable for use in automotive applications	Válido para uso en aplicaciones de automoción	Geeignet für Anwendungen im Automobilbereich	Convient aux applications automobiles	Adatto per impiego nel settore dell'auto
 OBSTACLE MARKING	Suitable for obstacle marking applications	Válido para uso en aplicaciones de balizamiento	Geeignet für Hinderniss-beleuchtung im Luftfahrtbereich	Convient aux applications de marquage d'obstacle	Adatto per segnalazione ostacolo aereo
 EXPLOSION PROOF	Suitable for explosive proof applicatons to ATEX approval	Válido para uso en aplicaciones en zonas de riesgo con certificación ATEX	Geeignet für explosionsgeschützte Anwendungen mit ATEX - Zulassungen	Convient aux applications antidéflagrantes répondant à la norme ATEX	Adatto per impiego in atmosfera esplosiva secondo omologazione ATEX
 UL EXPLOSION PROOF	Suitable for explosive proof applicatons to UL approval	Válido para uso en aplicaciones en zonas de riesgo con certificación UL	Geeignet für explosionsgeschützte Anwendungen mit UL - Zulassungen	Convient aux applications antidéflagrantes répondant à la norme UL	Adatto per impiego in atmosfera esplosiva secondo omologazione UL



HEALTH & SAFETY

INDUSTRIAL

MATERIALS HANDLING

PROCESS CONTROL & STATUS INDICATION

MARINE

FIRE & SECURITY

EXPLOSION PROOF

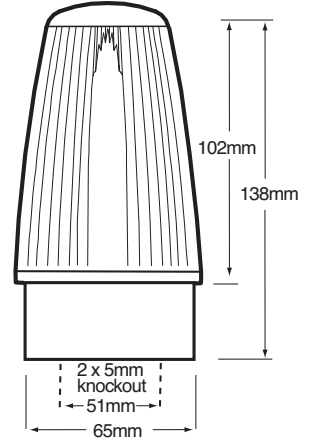
AUTOMOTIVE

ICAO OBSTACLE MARKING



Visual Signals FLASHING FILAMENT

BEACONS



Industrial Flashing Filament Beacons > FF125 Series

Product overview

The FF125 Series operates through an internal circuit which simply cycles the lamp On and Off. These type of beacons generally give a much lower light output as it takes longer for the lamp to

fully illuminate itself. These units are supplied with a filament lamp. In terms of light coverage, this type of beacon is more efficient as it illuminates the whole surface of the beacon constantly through 360 degrees. The FF125 series is ideal for low cost, local signal applications.

Features

- Continuously rated
- Easy to clean external lens
- Suitable for surface or wall mounting
- Optional wall bracket & protective guard available - see accessory page
- 360° visibility
- IP65

Material

- UV Stable Polycarbonate Lens
- UV Stable ABS Plastic Base

Code No:	Voltage:	Light Source:	Current:
FF125-80	12v Dc ---	Ba15d x 21w	1.75 A
FF125-81	24v Dc ---	Ba15d x 21w	0.88 A
FF125-82	115v Ac ~	Ba15d x 15w	0.13 A
FF125-83	230v Ac ~	Ba15d x 15w	0.07 A



Kg 0.20

50/60 **Hz**

°C -25+55

IP 65

FPM 60

INDUSTRIAL

APPROVAL AND CONFORMITIES

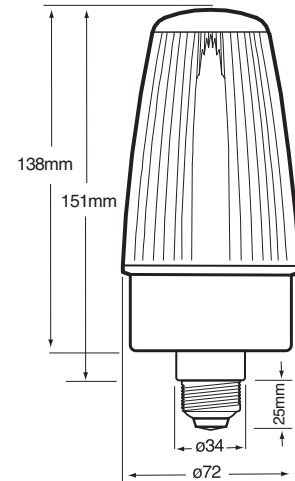


ADD THE FOLLOWING LENS CODES TO THE PRODUCT CODE WHEN ORDERING



Visual Signals FLASHING FILAMENT

BEACONS



Industrial Flashing Filament Beacons > FF125ES Series

Product overview

The FF125ES Series operates through an internal circuit which simply cycles the lamp On and Off. These type of beacons generally give a much lower light output as it takes longer for the lamp to

fully illuminate itself. These units are supplied with a filament lamp. In terms of light coverage, this type of beacon is more efficient as it illuminates the whole surface of the beacon constantly through 360 degrees. The ES Series is ideal for easy or temporary installation due to the E27 screw base.

Features

- Continuously rated
- Easy to clean external lens
- 360° visibility
- Simple and quick installation
- IP65

Material

- UV Stable Polycarbonate Lens
- UV Stable ABS Plastic Base



Code No:	Voltage:	Light Source:	Current:
FF125ES-76	115v Ac ~	Ba15d x 15w	0.13 A
FF125ES-77	230v Ac ~	Ba15d x 15w	0.07 A

Kg 0.22

50/60 **Hz**

°C -25+55

IP 65

FPM 60

INDUSTRIAL



ADD THE FOLLOWING LENS CODES TO THE PRODUCT CODE WHEN ORDERING



Visual Signals FLASHING FILAMENT

BEACONS

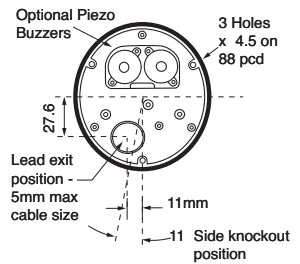
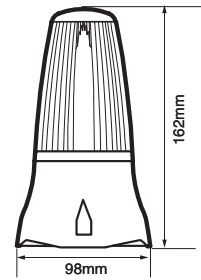


Industrial Flashing Filament Beacons > FF125 DIN & FFA125 Series

Product overview

Suitable for fire, security & light industrial applications, these beacons are of the Flashing Mode type. Once the unit is energised the lamp will flash through a standard cycle of 60 FPM. The FFA version

incorporates two Piezo sounders situated in the base that are synchronised to the flash rate. FFA Piezo sounders cannot be controlled separately from light. An M12 sealing gromet in the base allows for cable entry and termination inside the enclosure.



Features

- Continuously rated
- Combined audible & visual signal
- 360° visibility
- Cage guard option available - see accessory page
- Simple and quick installation
- 3 Point fix

Material

- UV Stable Polycarbonate Lens
- UV Stable ABS Plastic Base



Code No:	Voltage:	Light Source:	Current:
FF125-90	12v Dc ---	Ba15d x 21w	1.75 A
FF125-91	24v Dc ---	Ba15d x 21w	0.88 A
FF125-92	115v Ac ~	Ba15d x 15w	0.13 A
FF125-93	230v Ac ~	Ba15d x 15w	0.07 A
For Audible Option			
FFA125-80	12v Dc ---	Ba15d x 21w	1.80 A
FFA125-81	24v Dc ---	Ba15d x 21w	0.90 A
FFA125-82	115v Ac ~	Ba15d x 15w	0.15 A
FFA125-83	230v Ac ~	Ba15d x 15w	0.08 A

Kg 0.25
 50/60 **Hz**
 °C -25+55
dB 90
IP 65
 FPM 60



ADD THE FOLLOWING LENS CODES TO THE PRODUCT CODE WHEN ORDERING

01
02
03
04
05



Visual Signals FLASHING FILAMENT

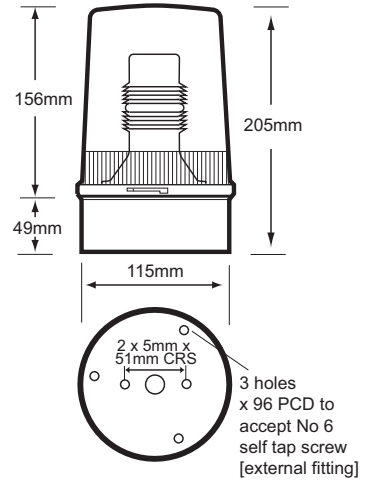
BEACONS



FF201-84/85 - FF200-86/87



FF201-88/89



Industrial Flashing Filament Beacons > FF201/200 Series

Product overview

The FF201/200 Series operates through an internal circuit which simply cycles the lamp On and Off. These type of beacons generally give a much lower light output as it takes longer for the lamp to fully illuminate itself. These units are available with

either a filament or tungsten halogen lamp. The light output can be improved by the use of a Dioptic (Fresnel) or Reeded lens which is placed over the lamp capturing the light emitted, magnifying and directing it to increase the brightness of the visual signal. In terms of light coverage, this type of beacon is more efficient as it illuminates the whole surface of the beacon constantly through 360 degrees.

Features

- Easy to clean external lens
- Suitable for use with conduit BESA box
- Continuously rated
- Suitable for surface or wall mounting
- Optional wall bracket & protective guard available - see accessory page
- 360° visibility
- IP65

Material

- UV Stable Polycarbonate Lens
- UV Stable ABS Plastic Base



Code No:	Voltage:	Light Source:	Current:
FF201-84	12v Dc ---	Ba15d x 21w	1.75 A
FF201-85	24v Dc ---	Ba15d x 21w	0.88 A
FF201-88	12v Dc ---	H1 x 55w	4.70 A
FF201-89	24v Dc ---	H1 x 70w	3.00 A
FF200-86	115v Ac ~	Ba15d x 15w	0.13 A
FF200-87	230v Ac ~	Ba15d x 15w	0.07 A

Kg 0.70

50/60 Hz

°C -25+55

IP 65

FPM 60

INDUSTRIAL

APPROVAL AND CONFORMITIES



ADD THE FOLLOWING LENS CODES TO THE PRODUCT CODE WHEN ORDERING

01 02 03 04 05

Visual Signals FLASHING FILAMENT BEACONS



FF401-84/85



FF401-88/89



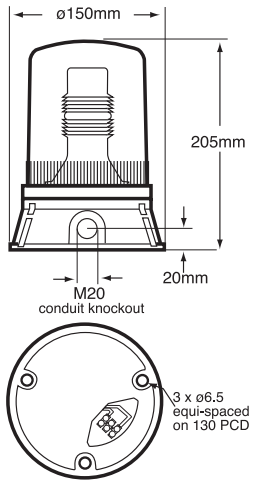
FF400-86/87

Industrial Flashing Filament Beacons > FF401/400 Series

Product overview

The FF401/400 Series operates through an internal circuit which simply cycles the lamp On and Off. These type of beacons generally give a much lower light output as it takes longer for the lamp to fully illuminate itself. These units are available with either a filament or tungsten halogen lamp. The light

output can be improved by the use of a Dioptic (Fresnel) or Reeded lens which is placed over the lamp capturing the light emitted, magnifying and directing it to increase the brightness of the visual signal. In terms of light coverage, this type of beacon is more efficient as it illuminates the whole surface of the beacon constantly through 360 degrees. The 400/401 Series has a choice of side or bottom cable entries.



Features

- Easy to clean external lens
- Continuously rated
- Suitable for surface or wall mounting
- Optional wall bracket and protective guard available - see accessory page
- 360° visibility
- M20 side entry or bottom cable entry
- IP65

Material

- UV Stable Polycarbonate Lens
- UV Stable ABS Plastic Base



Code No:	Voltage:	Light Source:	Current:
FF401-84	12v Dc ---	Ba15d x 21w	1.75 A
FF401-85	24v Dc ---	Ba15d x 21w	0.88 A
FF401-88	12v Dc ---	H1 x 55w	4.70 A
FF401-89	24v Dc ---	H1 x 70w	3.00 A
FF400-86	115v Ac ~	E14 x 60w	0.55 A
FF400-87	230v Ac ~	E14 x 60w	0.29 A

Kg 0.80
50/60 **Hz**
°C -25+55
IP 65
FPM 60
INDUSTRIAL

Visual Signals LIGHT EMITTING DIODE

BEACONS

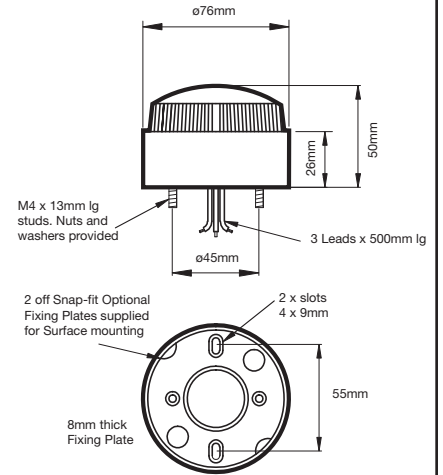


Industrial LED Dual Function > LED80 Series

Product overview

The LED80 incorporates 12 ultra bright Surface Mount LEDs offering an economic solution for a wide range of general signalling solutions. Ideally suited for local indication the beacon is controlled by either two wires (flashing mode) or three

(static mode). The beacons are supplied fully assembled and ready for immediate installation. The unit offers two mounting options, either Stud Mount or Surface Mounting using the two piece fixing plate supplied. One plate is fixed to the appropriate surface the other to the beacon, the two plates then 'Snap Fit' together.



Features

- LED long life
- Extra bright
- Continuously Rate
- Wide operating voltage
- 180° Visibility
- Economical

Material

UV Stable Polycarbonate Lens and Body



Code No:	Voltage:	Light Source:	Current:
LED80-02	10-100v Dc ---	LED Array	90mA Flashing 200mA Static at 24v Dc
LED80-04	115/230v Ac ~	LED Array	20mA

Kg 0.14
°C -20+55
IP 67
FPM 60
INDUSTRIAL
FIRE

APPROVAL AND CONFORMITIES
RoHS
CE
ADD THE FOLLOWING LENS CODES TO THE PRODUCT CODE WHEN ORDERING
01
02
03
04
MARINE



Visual Signals FLASHING FILAMENT

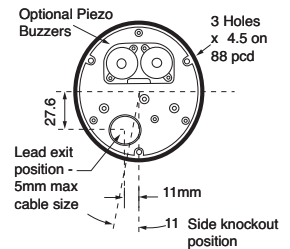
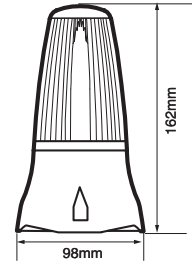
BEACONS

Industrial LED Multi Functional > LEDD & LEDA 125 Series

Product overview

Suitable for fire, security & industrial applications, these beacons offer three alternative light mode operations: Continuously ON, Rapid Flash 120 FPM or Standard Flash 60FPM, selected by a dip switch mounted lens side on the PCB. The LEDA version

incorporated two Piezo sounders situated in their base that are synchronised to the light mode. 'Ac' units are supplied with one meter of flying lead. 'Dc' units allow for termination inside the base enclosure. An M12 sealing gromet in the base allows for cable entry. Piezos cannot be controlled independently from light



Features

- LED long life
- Extra bright
- Continuously rated
- Combined audible & visual signal
- Cage guard option - see accessory page
- 360° visibility
- 3 point fix

Material

- UV Stable Polycarbonate Lens
- UV Stable ABS Plastic Base



Code No:	Voltage:	Light Source:	Current:			
			01	02	03	04
LEDD125-02	24v Dc ---	48 LEDs	450 mA	250 mA	250 mA	250 mA
LEDD125-03	115v Ac ~	48 LEDs	155 mA	130 mA	130 mA	130 mA
LEDD125-04	230v Ac ~	48 LEDs	90 mA	80 mA	80 mA	80 mA
For Audible Option						
LEDA125-02	24v Dc ---	48 LEDs	450 mA	250 mA	250 mA	250 mA
LEDA125-03	115v Ac ~	48 LEDs	155 mA	130 mA	130 mA	130 mA
LEDA125-04	230v Ac ~	48 LEDs	90 mA	80 mA	80 mA	80 mA

Kg 0.57Ac 0.33Dc
50/60 Hz
°C -20+45
IP 65
FPM 60/120
INDUSTRIAL

APPROVAL AND CONFORMITIES
RoHS
CE
ADD THE FOLLOWING LENS CODES TO THE PRODUCT CODE WHEN ORDERING
01
02
03
04
dB 90
FIRE

Visual Signals LIGHT EMITTING DIODE **BEACONS**

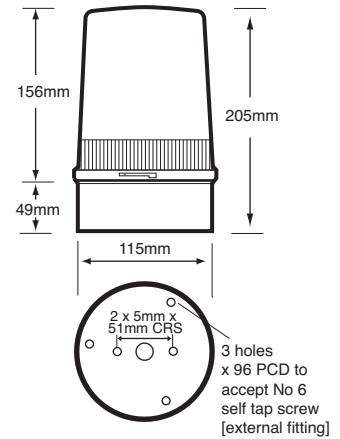


Industrial LED Flashing | Rotating | Static Beacons > LED201/200 Series

Product overview

The LED201/200 Series incorporates 144, ultra bright single colour LEDs. These beacons offer long life, low current consumption and are

virtually maintenance free. Suitable for fire, security and industrial applications. The LED201/200 offers static, flashing or rotating options by use of a jumper switch.



Features

- Long Life
- Continuously rated
- Suitable for surface or wall mounting
- Optional wall bracket & protective guard available - see accessory page
- Suitable for conduit BESA box mounting
- 360° visibility
- IP65

Material

- UV Stable Polycarbonate Lens
- UV Stable ABS Plastic Base



Code No:	Voltage:	Light Source:	Current:		
			Flashing	Rotating	Static
LED201-02	24v Dc ---	LED Array	0.05	0.10*	0.50 A
LED200-04*	115/230v Ac ~	LED Array	0.07	0.03*	0.07 A

*Preset to 230v AC ~

*2 Bar Rotating

Kg 1.0Ac 0.6Dc

50/60 Hz

°C -20+45

IP 65

FPM 60

RPM 120

APPROVAL AND CONFORMITIES



ADD THE FOLLOWING LENS CODES TO THE PRODUCT CODE WHEN ORDERING

01 **02**

INDUSTRIAL

FIRE

Visual Signals LIGHT EMITTING DIODE **BEACONS**

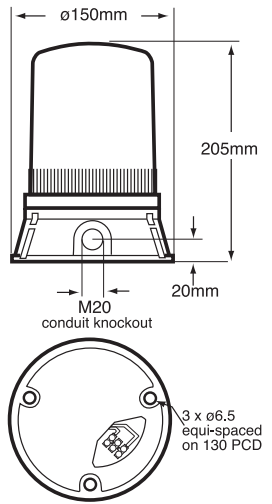


Industrial LED Flashing | Rotating | Static Beacons > LED401/400 Series

Product overview

The LED401/400 Series incorporates 144, ultra bright single colour LEDs. These beacons offer long life, low current consumption and are

virtually maintenance free. Suitable for fire, security and industrial applications. The LED401/400 offers static, flashing or rotating options by use of a jumper switch.



Features

- Long Life
- Continuously rated
- Suitable for surface or wall mounting
- Optional wall bracket & protective guard available - see accessory page
- Three-point DIN fixing
- 360° visibility
- IP65

Material

- UV Stable Polycarbonate Lens
- UV Stable ABS Plastic Base

Code No:	Voltage:	Light Source:	Current:		
			Flashing	Rotating	Static
LED401-02	24v Dc ---	LED Array	0.05	0.10*	0.50 A
LED400-04*	115/230v Ac ~	LED Array	0.07	0.03*	0.07 A

*Preset to 230v AC ~

*2 Bar Rotating



Kg 1.0Ac 0.6Dc

50/60 **Hz**

°C -20+45

IP 65

FPM 60

RPM 120

APPROVAL AND CONFORMITIES



ADD THE FOLLOWING LENS CODES TO THE PRODUCT CODE WHEN ORDERING

01

02

INDUSTRIAL

FIRE

Visual Signals LIGHT EMITTING DIODE **BEACONS**

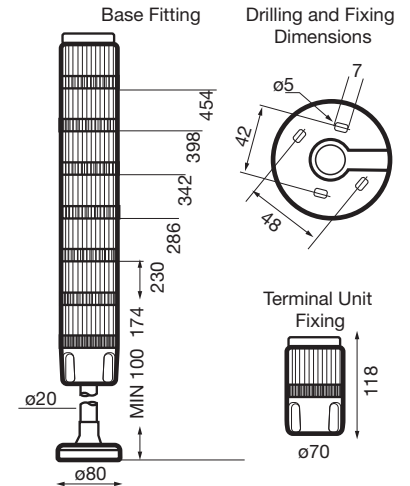


Traditional LED Static Tower Light Modular TLM Series >

Product overview

Ideally suited for status indication, the TLM Series beacons has been designed to offer a range of signalling options that are quick and easy to install. Once energised the lamp will stay permanently ON, often

referred to as a 'Steady Mode'. The range offers five colour modules that are designed to accommodate a Ba15d lamp fitting and a modular audible option that is attached to the top of the tower. The Mounting Cap and Base are required for all installations whereas the Foot and Pole mount are optional.



Features

- LED long life
- 360° visibility
- Continuously rated
- Combined audible & visual option
- Visually, lamp choice determines voltage
- Modular design allows for flexibility of construction and future upgrades

Material

UV Stable Polycarbonate Lens



Code No:	Voltage:	Current:	
TLM	12-230v	---	Light module Ba15d fitting, maximum 5 Watts
TLM-BC	12-230v	n/a	Mounting cap and base
Accessories Options			
TLM-AUD-24	24v Ac/Dc	0.02mA	Audible module
TLM-AUD-230	230v Ac/Dc	0.02mA	Audible module
TLM-P-100	n/a	n/a	Mounting foot and 100mm pole
TLM-P-150	n/a	n/a	Mounting foot and 100mm pole
LED Lamp 50130 (24v Ac/Dc = 50mA)			
LED Lamp 50132 (230v Ac/Dc = 50mA)			

Kg 0.35 Per Module
dB 90
°C -20+50
IP 54
INDUSTRIAL

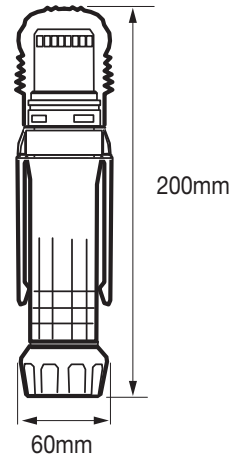


ADD THE FOLLOWING LENS CODES TO THE PRODUCT CODE WHEN ORDERING



Visual Signals LIGHT EMITTING DIODE

BEACON



E-Flare LED Portable Beacon Series

Product overview

Suitable for a wide range of applications the E-flare beacon has been designed with versatility in mind. The unit provides a highly visible warning zone, day or night. These

beacons are single colour only and incorporate a failsafe activation switch to prevent accidental turn on or off. The units are powered by two 'D' Cell Alkaline batteries (not supplied) that will provide at least 40 hours of peak brightness operation. Accessories include a rubber mounting base, magnetic side clip, cone clip, magnetic base & flotation collar.

Features

- LED Long life
- 360° Visibility
- Low battery indicator
- Shock resistant
- 40 hrs life
- Ultra quick installation
- Versatile accessory options

Material

- UV Stable Polycarbonate Lens
- UV Stable ABS Body

Code No: Voltage LightSource:

LED-P-F 3v Dc --- 8 LEDs



50170



50172



50173



50174



50175

Accessories

Kg 0.35

°C -20+50

IP 66

FPM 160

INDUSTRIAL

AUTOMOTIVE

APPROVAL AND CONFORMITIES



ADD THE FOLLOWING LENS CODES TO THE PRODUCT CODE WHEN ORDERING

01 02

MARINE

MOFLASH



SPECTRUM SERIES
TRI-COLOUR LED



Audible + Visual > Tri - Colour LED PLC Controllable Beacon

Product overview

The Spectrum 600 Series utilises ultra-bright, tri-colour LEDs in one enclosure producing amber, green and red light in conjunction with two synchronised piezo sounders. The beacon is a cost-effective alternative to traditional stacking beacons and other process indication applications where multiple signal outputs, long life and low power consumption are

required. The Spectrum 600 comes totally assembled and ready for immediate installation. In addition, the enclosure incorporates a high Ingress Protection (IP) rating and is manufactured from a tough, UV stable polycarbonate plastic that makes the beacon suitable for harsh industrial and marine environments. The Spectrum 600 requires external input signals for it to function. If no PLC (or similar) is available, then the Spectrum Interface Unit gives the end user a control option.

Features

Three colours in one housing – **amber red green**

360° visibility

LED long life and low power

Combined beacon & piezo sounders

28 signal options

PLC controllable

Optional interface unit for non PLC operation – 7 preset signals

Ethernet compatible

Tough, UV stable polycarbonate housing

Code No:	Voltage:	Light Source:	Current:	
			Amber	Red/Green
LEDA600-01	24v Dc•/230v Ac ---	Tri-Colour LED	450 mA•	265 mA•
LEDA600-03	24v Dc•/115v Ac ---	Tri-Colour LED	450mA•	265 mA•
50165 Interface	230v Ac			
50166 Mounting Pole				
50004 Right-angled Wall Bracket				

Material

UV Stable Polycarbonate Plastic



Kg 0.85

°C -35+55

IP 65 66 67 69K

FPM 60x90

Hz 50/60

dB 90

MARINE

INDUSTRIAL

The Control Signal

The Control Signal must consist of a 5-bit word, which has to be assembled and transmitted in parallel mode to the Spectrum Beacon. The colour, flash frequency

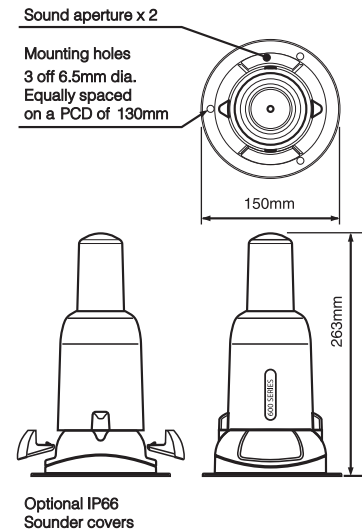
and sound are independent of one another but a colour signal is necessary for the control word to be accepted, thus any word beginning with 00 will not be accepted.

50165 Interface Unit (optional)

for further information download Interface Data Sheet from the website

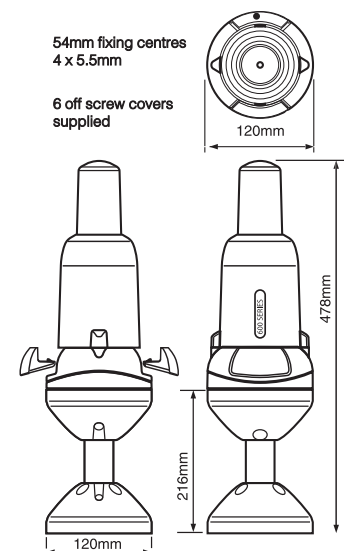
The Interface Unit contains seven electrically isolated prioritised channels. Each channel accepts 24-230v Ac or 12-48v Dc input. A pre-selected audio and/or visual signal is supplied for each of the seven channels. In the event of no signal being applied, the beacon displays continuous green. The operating voltage for the unit is 230v Ac. The design allows for a 12v Dc auxiliary

power supply for use in volt free applications. Additionally, the unit incorporates a battery [not supplied] back-up sufficient to maintain the unit for 12 hours in case of mains power failure. Provision is made for mains failure to be signalled from the interface unit (device not supplied). The unit is supplied complete with mounting plate and cover. This can be installed either inside an existing enclosure or into a standard weatherproof 'Fibox' IP67 mounting box [ref. MNX PCM200/63 G].



Technical Specification

Type	LEDA600-01	24v Dc or 230v Ac
	LEDA600-03	24v Dc or 115v Ac
Light Source	Ultra-bright Tri-colour LEDs	
	3900 Amber	Effective OK
	6200 Green	Effective OK
	4400 Red	Effective OK
Signal Options	Continuous	ON
	Slow Flash	60 fpm
	Rapid Flash 1	90 fpm (0.11sec ON, 0.23 OFF)
	Rapid Flash 2	90 fpm (0.23sec ON, 0.11 OFF)
Sounder Type	Electronic Piezo Sounders x 2 : 20mA	
	db@1m	90dB ±3dB (horn covers not installed)
	Frequency	3.1Hz ±500Hz
	Visual and audible signalling options can be combined – audible signal synchronised with beacon flash	
Operating Temp	-35°C to +55°C	Weight 0.85 kg
Enclosure Material	UV Stable Polycarbonate Plastic	
Ingress Protection	IP65 & IP67 as standard as one enclosure. IP66 with sounder covers fitted. Sounder covers can be fitted (snap-fixed) or permanently (adhered) into place. Sounder covers supplied as standard.	
Beacon Control	The beacon is supplied with flying leads 2 x 1metre 4 core power cables and 6 core signal cables.	



Mounting Options

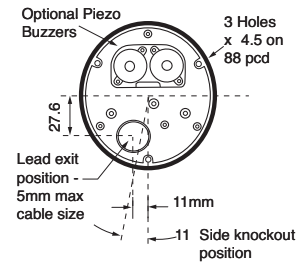
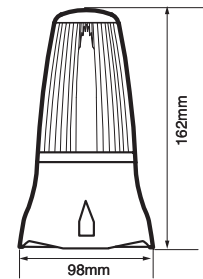
The beacon has three mounting options:

Surface Mount Plate
(3 point DIN fix) fitted as standard
Side knockouts x 2 cabling in/out
(15mm x 10mm)

Foot and Pole Mount (50166)

Right Angled Wall Bracket (50004)

BEACONS



LED Tri-Colour Audible Beacon >
LEDA125-01 PLC Controllable

Product overview

This beacon type offers maximum flexibility in terms of visual and audible requirements. The beacon can produce 3 colours, Amber, Green and Red in conjunction with an audible signal. Two piezo sounders situated in the base of the

unit can be synchronised with any colour and flash rate required. The unit requires PLC control to function. Ideally suited to status control the beacon is a cost effective alternative to the traditional tower light. An M12 sealing grommet in the base allows for cable entry and termination inside the enclosure. Maximum cable size is 5mm.

Features

- Three colours in one housing - **amber red green**
- LED Long life
- Extra bright
- Tri-colour
- Combined audible & visual signal
- 360° visibility
- Cage guard option available - see accessory page

Material

- UV Stable Polycarbonate Lens
- UV Stable ABS Plastic Base



Code No:	Voltage:	Light Source:	Current:	
LEDA125-01	24v Dc ---	48 SM LEDs	Amber 450mA	Green/Red 265mA

Kg 0.33

°C -20+45

IP 65

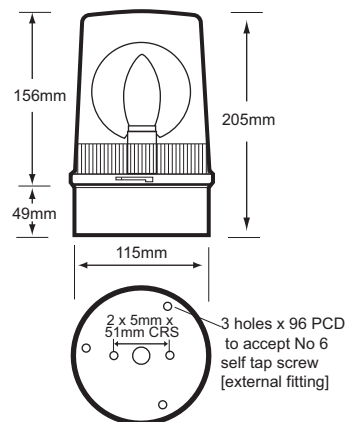
dB 90

INDUSTRIAL



Visual Signals ROTATING

BEACONS



Industrial Rotating Beacons > R201/200 Series

Product overview

The R201/200 Series uses a parabolic reflector which, driven by an electric motor, revolves around a continuously illuminated lamp on the vertical axis of the

beacon creating a powerful beam of light travelling through 360 degrees. Generally, this type of beacon has a greater degree of light output than other models but this is off-set by the fact that the parabolic reflector only illuminates one given point at a time.

Features

- Continuously rated
- Suitable for use with conduit BESA box
- Suitable for surface or wall mounting
- Optional wall bracket & protective guard available – see accessory page
- Diode Polarised (DP) options available for fire alarm systems
- Magnetic base versions available
- Twin belt drive system
- IP65

Material

- UV Stable Polycarbonate Lens
- UV Stable ABS Mounting Base



Code No:	Voltage:	Light Source:	Current:
R201-13	12v Dc ---	H1 x 55w	4.70 A
R201-14	24v Dc ---	H1 x 70w	3.00 A
R201-29*	24v Dc ---	Ba15s x 10w	0.60 A
R201-60	12v Dc ---	Ba15d x 21w	1.85 A
R201-61*	24v Dc ---	Ba15d x 21w	0.95 A
R201-62	12v Dc ---	Ba15d x 48w	4.00 A
R201-63	24v Dc ---	Ba15d x 48w	2.00 A
R201-64	48v Dc ---	Ba15d x 35w	0.55 A
R200-03	24v Ac ~	Ba15d x 48w	2.00 A
R200-02	48v Ac ~	Ba15d x 35w	0.55 A
R200-04	115v Ac ~	Ba15d x 60w	0.55 A
R200-05	230v Ac ~	Ba15d x 60w	0.29 A
R200-04-MB	115v Ac ~	Ba15d x 60w	0.55 A
R200-05-MB	230v Ac ~	Ba15d x 60w	0.29 A

* Diode polarised MB – Magnetic Base

Kg 0.83
50 Hz
°C -10+55
IP 65
RPM 160±30 DC
RPM 120 AC

ADD THE FOLLOWING LENS CODES TO THE PRODUCT CODE WHEN ORDERING
 01
02
03
04
05
INDUSTRIAL
FIRE

Visual Signals ROTATING BEACONS

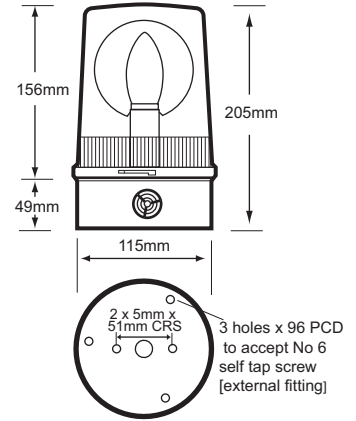


Industrial Rotating Beacons > RA201/200 Series

Product overview

The RA201/200 Series uses a parabolic reflector which, driven by an electric motor, revolves around a continuously illuminated lamp on the vertical axis of the beacon creating a powerful beam of light travelling

through 360 degrees. Generally, this type of beacon has a greater degree of light output than other models but this is off-set by the fact that the parabolic reflector only illuminates one given point at a time. The RA series also incorporates a Piezo Buzzer producing 85db, giving the user the peace of mind of two signals in one unit.



Features

- Continuously rated
- Suitable for use with conduit BESA box
- Suitable for surface or wall mounting
- Optional wall bracket & protective guard available – see accessory page
- Two signals in one unit
- Twin belt drive system
- IP65

Material

- UV Stable Polycarbonate Lens
- UV Stable ABS Mounting Base



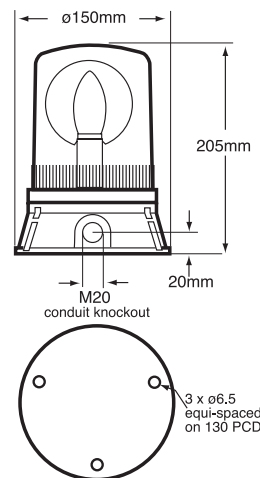
Code No:	Voltage:	Light Source:	Current:
RA201-20	12v Dc ---	H1 x 55w	4.70 A
RA201-21	24v Dc ---	H1 x 70w	3.00 A
RA201-64	48v Dc ---	Ba15d x 35w	0.55 A
RA200-03	24v Ac ~	Ba15d x 48w	2.00 A
RA200-02	48v Ac ~	Ba15d x 35w	0.55 A
RA200-24	115v Ac ~	Ba15d x 60w	0.55 A
RA200-25	230v Ac ~	Ba15d x 60w	0.29 A

Kg 0.86
50 Hz
°C -10+55
IP 65
RPM 160±30 DC
RPM 120 AC

ADD THE FOLLOWING LENS CODES TO THE PRODUCT CODE WHEN ORDERING
 01
02
03
04
05
INDUSTRIAL
dB 85

Visual Signals ROTATING

BEACONS



Industrial Rotating Beacons > R401/400 Series

Product overview

The R401/400 Din Base Series uses a parabolic reflector which, driven by an electric motor, revolves around a continuously illuminated lamp on the vertical axis of the beacon creating a powerful beam of light travelling through 360

degrees. Generally, this type of beacon has a greater degree of light output than other models but this is off-set by the fact that the parabolic reflector only illuminates one given point at a time. The 401/400 Series incorporates both bottom and side entry cabling access and mounting is achieved via external three point fixing.

Features

- Continuously rated
- Suitable for surface or wall mounting
- Optional wall bracket & protective guard available – see accessory page
- Twin belt drive system
- Optional M20 side-entry conduit knockout
- IP65

Material

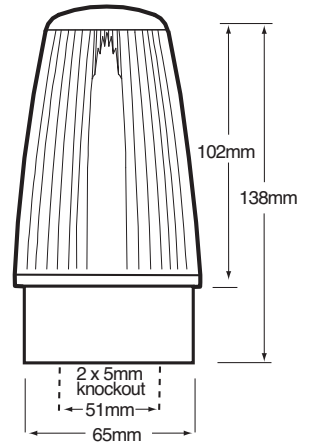
- UV Stable Polycarbonate Lens
- UV Stable ABS Mounting Base

Code No:	Voltage:	Light Source:	Current:
R401-13	12v Dc ---	H1 x 55w	4.70 A
R401-14	24v Dc ---	H1 x 70w	3.00 A
R401-60	12v Dc ---	Ba15d x 21w	1.85 A
R401-61	24v Dc ---	Ba15d x 21w	0.95 A
R401-62	12v Dc ---	Ba15d x 48w	4.00 A
R401-63	24v Dc ---	Ba15d x 48w	2.00 A
R401-64	48v Dc ---	Ba15d x 25w	0.60 A
R400-03	24v Ac ~	Ba15d x 48w	2.00 A
R400-02	48v Ac ~	Ba15d x 25w	0.55 A
R400-04	115v Ac ~	E14 x 60w	0.55 A
R400-05	230v Ac ~	E14 x 60w	0.29 A



Kg 0.98
50 Hz
°C -10+55
IP 65
RPM 160±30 DC
RPM 120 AC

APPROVAL AND CONFORMITIES
 ADD THE FOLLOWING LENS CODES TO THE PRODUCT CODE WHEN ORDERING **01** **02** **03** **04** **05**
INDUSTRIAL

**BEACONS**Industrial Static Filament Beacons >
SF125 Series

Product overview

The SF125 Series is identical to Flashing Filament beacons with the exception that they do not operate through an On and Off cycle. When the unit is energised, the light source stays permanently 'On' - often referred to as

steady mode. The main advantage of this type of beacon is that the light can be controlled by a separate source, i.e. a control panel, giving the unit more flexibility. These units are supplied with a filament lamp. Piezo cannot be controlled separately from light. The light output is increased by the use of a reeded lens. Ideal for local signalling applications.

Features

- Continuously rated
- Suitable for surface or wall mounting
- Suitable for use with conduit BESA box
- Optional wall bracket & protective guard available - see accessory page
- Ideal for local signalling applications
- 360° visibility
- IP65

Material

- UV Stable Polycarbonate Lens
- UV Stable ABS Plastic Base

Code No:	Voltage:	Light Source:	Current:
SF125-80	12v Ac/Dc ~	Ba15d x 21w	1.75 A
SF125-81	24v Ac/Dc ~	Ba15d x 21w	0.88 A
SF125-82	115v Ac ~	Ba15d x 15w	0.13 A
SF125-83	230v Ac ~	Ba15d x 15w	0.07 A

**Kg** 0.1750/60 **Hz**

°C -35+55

IP 65**INDUSTRIAL**APPROVAL AND
CONFORMITIESADD THE FOLLOWING LENS CODES TO
THE PRODUCT CODE WHEN ORDERING

01 02 03 04 05

Visual Signals STATIC FILAMENT

BEACONS

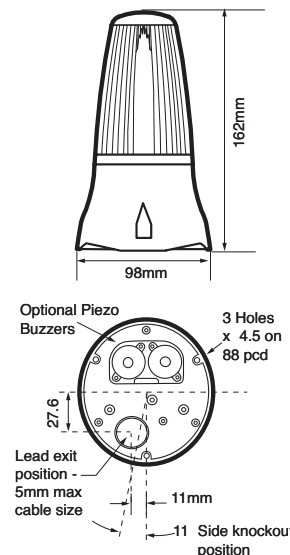


Industrial Flashing Filament Beacons > SF125 DIN & SFA125 Series

Product overview

Suitable for fire, security & light industrial applications, these beacons are of the Static Mode type. Once the unit is energised the lamp will stay permanently ON - often referred to as Steady Mode. The SFA version incorporates

two Piezo sounders situated in the base that are synchronised to the flash rate. An M12 sealing gromet in the base allows for cable entry and termination inside the enclosure. The main advantage of these units is that the flash rate can be controlled by an exterior source i.e. a control panel.



Features

- Continuously rated
- Combined audible & visual signal
- 360° visibility
- Cage guard option available - see accessory page
- 3 Point fix

Material

- UV Stable Polycarbonate Lens
- UV Stable ABS Plastic Base



Code No:	Voltage:	Light Source:	Current:
SF125-90	12v Dc ---	Ba15d x 21w	1.75 A
SF125-91	24v Dc ---	Ba15d x 21w	0.88 A
SF125-92	115v Ac ~	Ba15d x 15w	0.13 A
SF125-93	230v Ac ~	Ba15d x 15w	0.07 A
For Audible Option			
SFA125-80	12v Dc ---	Ba15d x 21w	1.80 A
SFA125-81	24v Dc ---	Ba15d x 21w	0.90 A
SFA125-82	115v Ac ~	Ba15d x 15w	0.15 A
SFA125-83	230v Ac ~	Ba15d x 15w	0.08 A

Kg 0.25
 50/60 **Hz**
 °C -25+55
IP 65
dB 90
 INDUSTRIAL



ADD THE FOLLOWING LENS CODES TO THE PRODUCT CODE WHEN ORDERING



Visual Signals STATIC FILAMENT

BEACONS



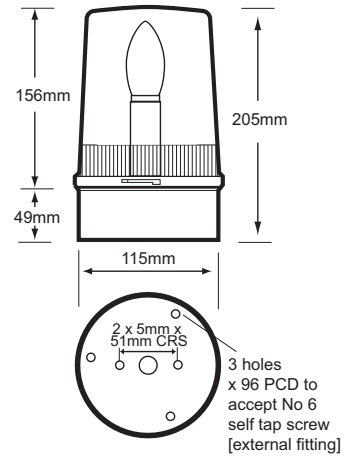
SF200-05/09



SF201-26/29



SF201-62/63



Industrial Static Filament Beacons > SF201/200 Series

Product overview

The SF201-200 Series is identical to Flashing Filament beacons with the exception that they do not operate through an On and Off cycle. When the unit is energised, the light source stays permanently 'On' - often referred to as steady mode. The main advantage of this type of beacon is that the light can be

controlled by a separate source, i.e. a control panel, giving the unit more flexibility. These units are available with either a filament or tungsten halogen lamp. The 201/200 Series uses a smooth outer lens. Low wattage models incorporate a Dioptic Fresnel internal lens to increase the light output. The use of the smooth outer lens makes cleaning of the unit easy and less likely to become ineffective due to a build-up of dirt.

Features

- Continuously rated
- Suitable for surface or wall mounting
- Suitable for use with conduit BESA box
- Low current consumption models available
- Optional wall bracket & protective guard available - see accessory page
- 360° visibility
- IP65

Material

- UV Stable Polycarbonate Lens
- UV Stable ABS Plastic Base



Code No:	Voltage:	Light Source:	Current:
SF201-26	12v Ac/Dc ~	Ba15d x 5w	0.42 A
SF201-27	24v Ac/Dc ~	Ba15d x 5w	0.21 A
SF201-28	12v Ac/Dc ~	Ba15d x 10w	0.84 A
SF201-29	24v Ac/Dc ~	Ba15d x 10w	0.42 A
SF201-62	12v Ac/Dc ~	H1 x 55w	4.60 A
SF201-63	24v Ac/Dc ~	H1 x 70w	2.90 A
SF201-05	12v Ac/Dc ~	Ba15d x 48w	4.00 A
SF201-06	24v Ac/Dc ~	Ba15d x 48w	2.00 A
SF201-07	48v Dc ---	Ba15d x 35w	0.65 A
SF200-08	115v Ac ~	Ba15d x 60w	0.55 A
SF200-09	230v Ac ~	Ba15d x 60w	0.29 A
FL200-09	230v Ac ~	Compact Fluorescent	

Kg 0.76

50/60 Hz

°C -35+55

IP 65

INDUSTRIAL

APPROVAL AND CONFORMITIES



ADD THE FOLLOWING LENS CODES TO THE PRODUCT CODE WHEN ORDERING

01 02 03 04 05

Visual Signals STATIC FILAMENT

BEACONS



SF401/400-05/09



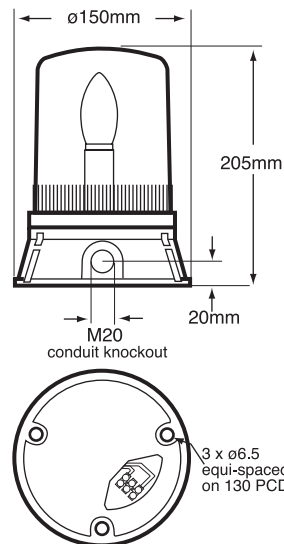
SF401-62/63

Industrial Static Filament Beacons > SF401/400 DIN Base Series

Product overview

The SF401/400 DIN Base Series is identical to Flashing Filament beacons with the exception that they do not operate through an On and Off cycle. When the unit is energised, the light source stays permanently 'On' - often referred to as steady mode. The main advantage of this type of beacon

is that the light can be controlled by a separate source, i.e. a control panel, giving the unit more flexibility. These units are available with either a filament or tungsten halogen lamp. The use of the smooth outer lens makes cleaning of the unit easy and less likely to become ineffective due to a build-up of dirt. The Din Base series offers the installer the option of a three point fix using external fixing points.



Features

- Continuously rated
- Suitable for surface mounting
- Optional protective guard available - see accessory page
- 360° visibility
- IP65

Material

- UV Stable Polycarbonate Lens
- UV Stable ABS Plastic Base



Code No:	Voltage:	Light Source:	Current:
SF401-62	12v Ac/Dc ~	H1 x 55w	4.60 A
SF401-63	24v Ac/Dc ~	H1 x 70w	2.90 A
SF401-05	12v Ac/Dc ~	Ba15s x 48w	4.00 A
SF401-06	24v Ac/Dc ~	Ba15s x 48w	2.00 A
SF401-07	48v Dc ---	Ba15d x 35w	0.65 A
SF400-08	115v Ac ~	E14 x 60w	0.55 A
SF400-09	230v Ac ~	E14 x 60w	0.29 A

Kg 0.71

50/60 **Hz**

°C -35+55

IP 65

INDUSTRIAL



ADD THE FOLLOWING LENS CODES TO THE PRODUCT CODE WHEN ORDERING





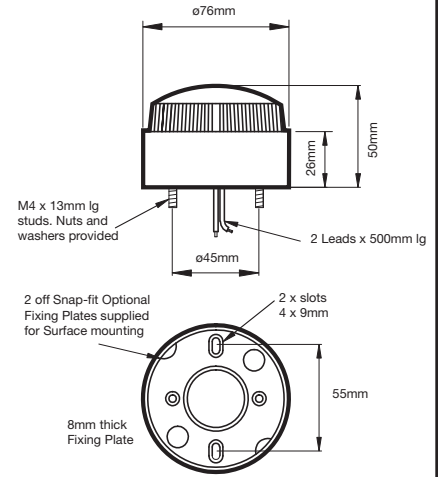
Visual Signals XENON BEACONS

Industrial Xenon Beacon > X80 Series

Product overview

The X80 series incorporates a discharge capacitor and converter circuit to ignite xenon gas inside a glass tube, resulting in a flash of light. This beacon offers an economic solution for general signalling applications where local signal indication is

required. The beacons are supplied fully assembled and ready for immediate installation. The unit offers two mounting options, either stud mount or surface mounting using the two piece fixing plate supplied. One plate is fixed to the appropriate surface the other to the beacon, the two plates then 'Snap Fit' together.




Features

- Continuously Rated
- Wide operating voltage
- Energy efficient
- 180° Visibility
- Economical

Material

- UV Stable Polycarbonate Lens
- UV Stable Polycarbonate Base



Code No:	Voltage:	Light Source:	Current:
X80-01	24v Dc ---	Xenon 0.30J	40 mA
X80-02	10-100v Dc --- 20-72v Ac ~	Xenon 1.0J	110mA # at 24v Dc
X80-04	115-230v Ac ~	Xenon 2.0J	50 mA # at 230v Ac

Kg 0.13
°C -20+55
IP 67
FPM 60/65
INDUSTRIAL
FIRE



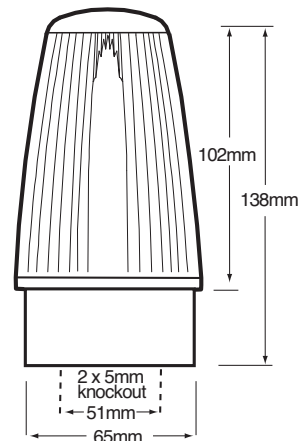
ADD THE FOLLOWING LENS CODES TO THE PRODUCT CODE WHEN ORDERING





Visual Signals XENON

BEACONS



Industrial Xenon Beacons > X125 Series

Product overview

The X125 Series utilises a discharge capacitor and converter circuit to ignite xenon gas inside a tube, resulting in a brilliant flash of light. Xenon gas ignites virtually instantaneously so maximum brightness is

obtained immediately. Xenons have an added advantage of low current consumption combined with a reasonable life span. The design of the X125 series ensures a 360-degree light output. Xenon beacons are one of the most efficient, effective and brightest visual signals available.

Features

- Continuously rated
- Suitable for use with conduit BESA box
- Suitable for surface or wall mounting
- Optional wall bracket & protective guard available - see accessory page
- 360° visibility
- IP65

Material

- UV Stable Polycarbonate Lens
- UV Stable ABS Plastic Base

Code No:	Voltage:	Light Source:	Current:
X125-Ac/Dc	10-100v Dc --- 20-72v Ac ~	Xenon 2.0J	130 mA •
X125-55	115v Ac ~	Xenon 2.3J	30 mA
X125-56	230v Ac ~	Xenon 2.7J	21 mA

•at 24v Dc ---



Kg 0.17

50/60 Hz

°C -25+55

IP 65

FPM 60

INDUSTRIAL



ADD THE FOLLOWING LENS CODES TO THE PRODUCT CODE WHEN ORDERING



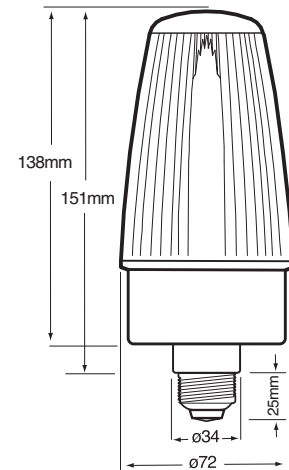


Industrial Xenon Beacons > X125ES Series

Product overview

The X125ES Series utilises a discharge capacitor and converter circuit to ignite xenon gas inside a tube, resulting in a brilliant flash of light. Xenon gas ignites virtually instantaneously so maximum brightness is

obtained immediately. Xenons have an added advantage of low current consumption combined with a reasonable life span. The design of the X125ES series ensures a 360-degree light output. The ES Series is ideal for temporary installation due to the ES27 screw base. Xenon beacons are one of the most efficient, effective and brightest visual signals available.



Features

Continuously rated

360° visibility

Simple and quick installation

IP65

Material

UV Stable Polycarbonate Lens
UV Stable ABS Plastic Base

Code No:	Voltage:	Light Source:	Current:
X125ES-51	115v Ac ~	Xenon 2.3J	30 mA
X125ES-52	230v Ac ~	Xenon 2.7J	21 mA



Kg 0.20

50/60 **Hz**

°C -25+55

IP 65

FPM 60

INDUSTRIAL

APPROVAL AND
CONFORMITIES



ADD THE FOLLOWING LENS CODES TO
THE PRODUCT CODE WHEN ORDERING

01

02

03

04

05

Visual Signals XENON

BEACONS

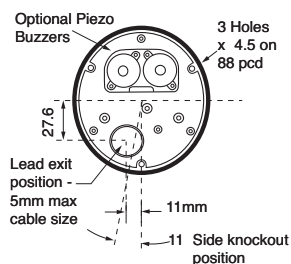
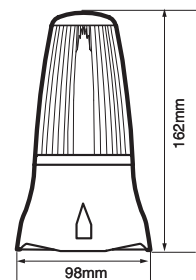


Industrial Xenon Beacons > X125 DIN Base Series

Product overview

The X125 Din Base Series utilises a discharge capacitor and converter circuit to ignite xenon gas inside a tube, resulting in a brilliant flash of light. Xenon gas ignites virtually instantaneously so maximum brightness is obtained

immediately. Xenons have an added advantage of low current consumption combined with a reasonable life span. The design of the X125 Din Base Series ensures a 360-degree light output. Xenon beacons are one of the most efficient, effective and brightest visual signals available.



Features

- Continuously rated
- Suitable for surface mounting
- Optional protective guard available - see accessory page
- 360° visibility
- Three-point fix external
- IP65

Material

- UV Stable Polycarbonate Lens
- UV Stable ABS Plastic Base

Code No:	Voltage:	Light Source:	Current:
X125-64	10-100v Dc --- 20-72v Ac ~	Xenon 2.0J	130 mA [•]
X125-62	115v Ac ~	Xenon 2.3J	30 mA
X125-63	230v Ac ~	Xenon 2.7J	21 mA

[•]at 24v Dc ---



Kg 0.25

50/60 Hz

°C -25+55

IP 65

FPM 60

INDUSTRIAL



ADD THE FOLLOWING LENS CODES TO THE PRODUCT CODE WHEN ORDERING



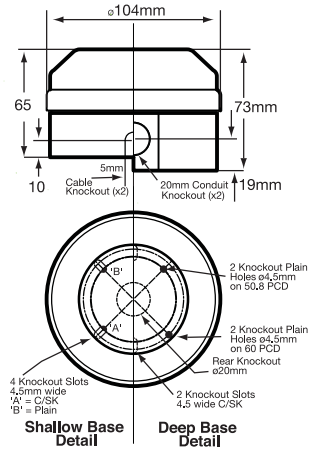


Industrial Xenon Beacons > X195 Series

Product overview

The X195 Series utilises a discharge capacitor and converter circuit to ignite xenon gas inside a tube, resulting in a brilliant flash of light. Xenon gas ignites virtually instantaneously so maximum brightness is obtained immediately. Xenons

have an added advantage of low current consumption combined with a reasonable life span. Xenon beacons are one of the most efficient, effective and brightest visual signals available. The X195 series offers shallow base and deep base options - the deep base version having side entry as well as bottom entry. Synchronized version available.



Features

Continuously rated

Suitable for surface or wall mounting

Suitable for use with conduit BESA box

M20 side entry [deep base only] or bottom cable entry

IP65

Material

UV Stable Polycarbonate Lens
ABS Plastic Base



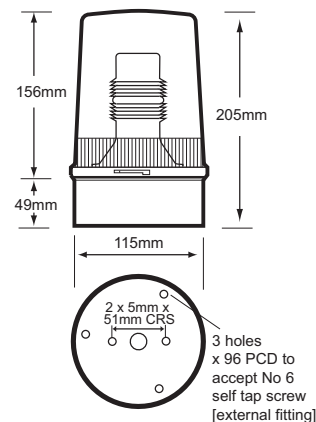
Code No:	Voltage:	Light Source:	Current:
X195-02WH-SB	15-28v Ac/Dc ~	Xenon 5.0J	310 mA
X195-02WH	15-28v Ac/Dc ~	Xenon 5.0J	310mA
X195-05WH-SB	180-250v Ac ~	Xenon 5.0J	110 mA
X195-05WH	180-250v Ac ~	Xenon 5.0J	110mA

Kg 0.25
 50 Hz
 °C -25+45
IP 65
 FPM 60
 FIRE

APPROVAL AND CONFORMITIES
ADD THE FOLLOWING LENS CODES TO THE PRODUCT CODE WHEN ORDERING
01
02
03
04
05
INDUSTRIAL

Visual Signals XENON

BEACONS



Industrial Xenon Beacons > X201-200 Series

Product overview

The X201/200 Series utilises a discharge capacitor and converter circuit to ignite xenon gas inside a tube, resulting in a brilliant flash of light. Xenon gas ignites virtually instantaneously so maximum brightness is obtained immediately. Xenons have an added advantage of low current consumption combined

with a reasonable life span. The X201/200 Series provides a 360-degree light output and has a Single Flash or Double Flash option. The Double Flash option extends the signal duration making it more noticeable to the human eye. Brightness is increased by the use of a Dioptric (Fresnel) lens which magnifies the light output. Xenon beacons are one of the most efficient, effective and brightest visual signals available.

Features

- Continuously rated
- Suitable for use with conduit BESA box
- Suitable for surface or wall mounting
- Optional wall bracket & protective guard available – see accessory page
- Single or Double flash option
- Diode polarised [DP] options available for fire alarm systems
- 360° visibility
- IP65

Material

- UV Stable Polycarbonate Lens
- UV Stable ABS Plastic Base



Code No:	Voltage:	Light Source:	Current:
X201-18●	12/24v Dc ---	Xenon 10J/7.5J	1.45/0.7 A
X201-19●●	12/24v Dc ---	Xenon 10J/7.5J	1.45/0.7 A
X200-88	24v Ac ~	Xenon 10J/7.5J	0.72 A
X200-21	115v Ac ~	Xenon 10J/7.5J	0.10 A
X200-22	230v Ac ~	Xenon 10J/7.5J	0.06 A

●Pre-set at 24v Dc ---

●●Diode polarised

Kg 0.72

50/60 Hz

°C -25+55

IP 65

FPM 60x90

FIRE

APPROVAL AND CONFORMITIES



ADD THE FOLLOWING LENS CODES TO THE PRODUCT CODE WHEN ORDERING



INDUSTRIAL

Visual Signals XENON

BEACONS

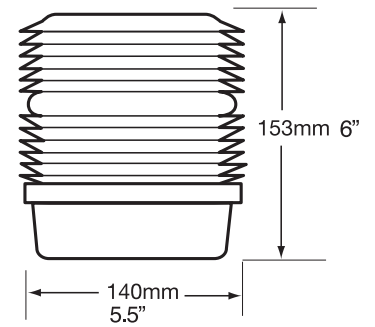


Industrial Xenon Beacons > X201SD-200S Series

Product overview

The X201SD/200S Series utilises a discharge capacitor and converter circuit to ignite xenon gas inside a tube, resulting in a brilliant flash of light. Xenon gas ignites virtually instantaneously so maximum brightness is obtained immediately. Xenons have an added advantage of low current

consumption combined with a reasonable life span. The X201SD/200S Series provides a 360-degree light output. The series are IP66 rated making them ideal for marine applications. The X201SD has double flash as standard. Xenon beacons are one of the most efficient, effective and brightest visual signals available.



0.5" NPT Conduit Thread
2 x 0.2"Ø Drillout
Fixing Holes on 3.5" PCD

Features

- Continuously rated
- Suitable for surface mounting
- Ideal for areas of high vibration
- Very robust construction
- 360° visibility
- IP66

Material

- UV Stable Polycarbonate Lens
- Zinc Cast Metal Base

Code No:	Voltage:	Light Source:	Current:
X201SD-12	12-48v Dc ---	Xenon 11J	1.50 A [•]
X200S-240	240v Ac ~	Xenon 11J	0.05 A

[•]At 24v Dc ---



Kg 0.92
50/60 **Hz**
°C -35+66
IP 66
FPM 120DC 60AC
MARINE

APPROVAL AND CONFORMITIES

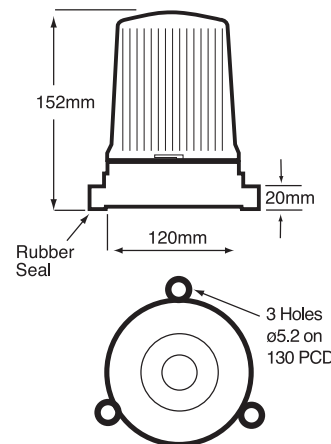
ADD THE FOLLOWING LENS CODES TO THE PRODUCT CODE WHEN ORDERING

01 **02**

INDUSTRIAL

Visual Signals XENON

BEACONS



Industrial Xenon Beacons > X250 Series

Product overview

The X250 Series utilises a discharge capacitor and converter circuit to ignite xenon gas inside a tube, resulting in a brilliant flash of light. Xenon gas ignites virtually instantaneously so maximum brightness is obtained immediately. Xenons

have an added advantage of low current consumption combined with a reasonable life span. The X250 Series provides a 360-degree light output and is rated at IP67 making it ideal for marine applications. It also has built-in vibration protection making it suitable for machinery and plant where excessive vibration is evident. Xenon beacons are one of the most efficient, effective and brightest visual signals available.

Features

- Continuously rated
- Suitable for surface or wall mounting
- Optional wall bracket & protective guard available – see accessory page
- Three-point fix external
- Anti-vibration protection built-in
- Ideal for areas of high vibration
- 360° visibility
- IP67

Material

- UV Stable Polycarbonate Lens
- UV Stable ABS Plastic Base



Code No:	Voltage:	Light Source:	Current:
X250-18	10-100v Dc ---	Xenon 10J	0.05-0.16 A
	12v Dc ---		0.50 A
	24v Dc ---		0.21 A
	48v Dc ---		0.11 A
	70v Dc ---		0.09 A
	20-75v Ac ~		0.10-0.16 A
X250-22	230v Ac ~	Xenon 10J	0.08 A

Kg 0.45
 50 Hz
 °C -25+50
IP 67
 FPM 60
 MARINE

APPROVAL AND CONFORMITIES

 ADD THE FOLLOWING LENS CODES TO THE PRODUCT CODE WHEN ORDERING
 01
02
03
04
 INDUSTRIAL

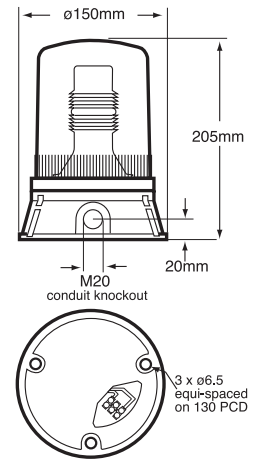


Industrial Xenon Beacons > X401/400 Series

Product overview

The X401/400 Din Base Series utilises a discharge capacitor and converter circuit to ignite xenon gas inside a tube, resulting in a brilliant flash of light. Xenon gas ignites virtually instantaneously so maximum brightness is obtained immediately. Xenons have an added advantage of low current consumption combined with a reasonable life span. The X401/400 Series provides a

360 degree light output and has a Single Flash or Double Flash option. The Double Flash option extends the signal duration making it more noticeable to the human eye. Brightness is increased by the use of a Dioptic (Fresnel) lens which magnifies the light output. This series also incorporates both bottom and side entry cabling access and mounting is achieved via external three point fixing. Xenon beacons are one of the most efficient, effective and brightest visual signals available.



Features

- Continuously rated
- Suitable for surface or wall mounting
- Optional wall bracket & protective guard available - see accessory page
- 360° visibility
- Single or double flash option
- Diode polarised [DP] options available for fire alarm systems
- M20 side or bottom cable entry
- IP65

Material

- UV Stable Polycarbonate Lens
- UV Stable ABS Plastic Base



Code No:	Voltage:	Light Source:	Current:
X401-18•	12/24v Dc ---	Xenon 10J/7.5J	1.45/0.7 A
X401-19••	12/24v Dc ---	Xenon 10J/7.5J	1.45/0.7 A
X400-88	24v Ac ~	Xenon 10J/7.5J	0.72 A
X400-89•	48v Ac ~	Xenon 7J/5J	0.37 A
X400-21	115v Ac ~	Xenon 10J/7.5J	0.10 A
X400-22	230v Ac ~	Xenon 10J/7.5J	0.06 A

- Pre-set at 24v Dc ---
- Diode polarised
- Ambient Temperature Range -25°C to +35°C

Kg 0.82
50/60 **Hz**
°C -25+55
IP 65
FPM 60x90
INDUSTRIAL



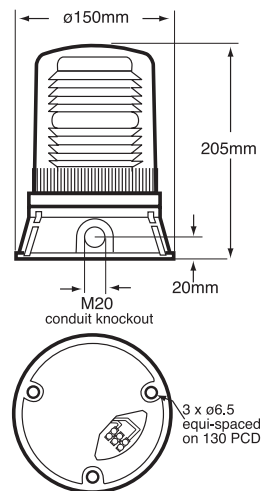
ADD THE FOLLOWING LENS CODES TO THE PRODUCT CODE WHEN ORDERING

01 02 03 04 05



Visual Signals XENON

BEACONS



Xenon Beacons > X501-500 Series

Product overview

The X501/500 Extra High Output Series utilises a discharge capacitor and converter circuit to ignite xenon gas inside a tube, resulting in a brilliant flash of light. Xenon gas ignites virtually instantaneously so maximum brightness is obtained immediately. Xenons have an added advantage of low current consumption combined with a reasonable life span. The X501/500 Series provides a 360-degree light output and has a Single Flash or Double Flash option. The Double

Flash option extends the signal duration making it more noticeable to the human eye. The Extra High Output capability of this series makes it suitable for the more demanding of visual applications. Brightness is increased by the use of a Dioptic (Fresnel) lens which magnifies the light output. This series also incorporates both bottom and side entry cabling access and mounting is achieved via external three point fixing. Xenon beacons are one of the most efficient, effective and brightest visual signals available.

Features

- Extra high output
- Continuously rated
- Suitable for surface or wall mounting
- Optional wall bracket & protective guard available - see accessory page
- 360° visibility
- Double flash option
- M20 side or bottom cable entry
- Suitable for local signalling applications
- IP65

Material

- UV Stable Polycarbonate Lens
- UV Stable ABS Plastic Base



Code No:	Voltage:	Light Source:	Current:
X501-18 [•]	12/24v Dc ---	Xenon 24J/18J	2.30/1.30 A
X500-21	115v Ac ~	Xenon 24J/18J	0.65 A
X500-22	230v Ac ~	Xenon 24J/18J	0.40 A

[•]Pre-set at 24v Dc ---

Kg 1.25

50/60 Hz

°C -25+35

IP 65

FPM 60x90

APPROVAL AND CONFORMITIES



ADD THE FOLLOWING LENS CODES TO THE PRODUCT CODE WHEN ORDERING



MOFLASH



**AUDIBLE & VISUAL
SIGNALS FOR USE IN
POTENTIALLY EXPLOSIVE
ATMOSPHERES**

BEACONS

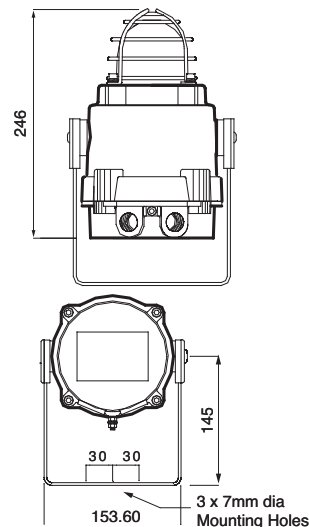


Explosion Proof 5J Xenon
Beacons > EX150 Series

Product overview

The EX150 series is an explosion proof xenon beacon suitable for use in potentially explosion proof environments. The unit is supplied with a lens guard as standard and the mounting bracket allows for a

360 degree mounting option This unit has an inbuilt auto synchronisation facility that allows synchronisation when installed in multi beacon installations or alternatively the unit can be set to Flip Flop mode. The 24v Dc version has a line monitoring feature.



Features

- Suitable for Zones 1, 2, 21 & 22 subject to temperature restrictions
- Gas groups IIC, IIB & IIA
- 50/60Hz
- EExd IIC T4
- Rugged construction
- 5 Joule power rating

Material

- Aluminium LM6M Body
- Hardened Glass Lens
- Stainless Steel Accessories

Code No: Voltage: Light Source: Current:

EX150-07	24v Dc ---	Xenon 5J	0.30A
EX150-08	48v Dc ---	Xenon 5J	0.18A
EX150-09	115v Ac ~	Xenon 5J	0.14A
EX150-10	230v Ac ~	Xenon 5J	0.06A



Kg 2.75

°C -50+70

IP 67



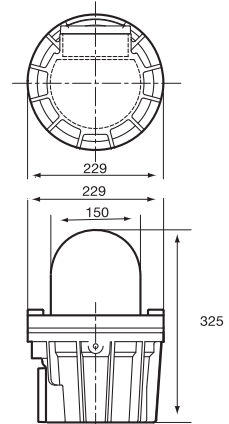
ADD THE FOLLOWING LENS CODES TO THE PRODUCT CODE WHEN ORDERING



Visual Signals EXPLOSION PROOF



BEACONS



Explosion Proof 10J Xenon Beacons > EX201-200 Series

Product overview

The EX201 Series is an explosion proof xenon beacon range for operation in Zone 1 applications. They offer a wide range of voltages and also single or double flash options. Supplied with a protective guard as standard and of robust construction, the

EX201 series is ideal for hazardous area applications which require a product to withstand the most demanding of environments. The body is constructed of marine grade aluminium offering corrosion resistance and the lens is made from toughened borosilicate heat resistant glass.

Features

- Rated for Category 1 use (formerly Zone 1 & 2)
- ATEX approved
- II 2 G EEx de IIC T3 (T4)
- 2 x M20 Conduit
- 10 Joules
- Single or double flash
- Wide range of voltages
- Protective guard fitted as standard
- Robust housing

Material

Marine Grade Aluminium
Toughened Glass Lens

Code No:	Voltage:	Light Source:	Current:
EX201-07	12/24v Ac/Dc ~	Xenon 10/7.5J	1.45/0.7A
EX200-09	115v Ac ~	Xenon 10/7.5J	0.10A
EX200-10	230v Ac ~	Xenon 10/7.5J	0.06A

Pre-set at 24v
Diode Polarised option available



Kg 9.0

°C -25+66

IP 66



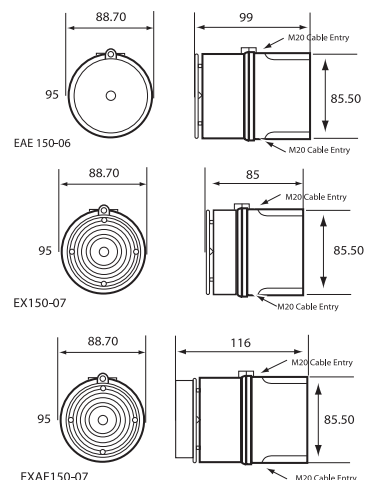
ADD THE FOLLOWING LENS CODES TO THE PRODUCT CODE WHEN ORDERING **01** **02** **03** **04** **05**

50/60 Hz



Visual | Audible Signals EXPLOSION PROOF

BEACONS



Intrinsically Safe Signal Range LED | Sounder | Combination Signals >

Product overview

Comprising of an alarm sounder with three alarm stages, a LED beacon fitted with 6 high intensity LEDs and a combined unit. These units need to be used with

a suitable zener barrier whose output parameters do not exceed V_o 28v Dc, I_o 93mA, P_o 660mW or form any galvanic isolator specified by the system certificates.

Features

Rated for Category 1 use (formerly Zone 0, 1 & 2)

ATEX approved

II 1G EEx ia IIC T4

49 Tones

100dB @ 1m

Volume control

2 x 20mm cable entries

Material

Flame Retardant ABS UL 94 VO

Code No:	Voltage:	Light Source:	Current:
EAE150-06	16-28v Dc ---		25 mA
EX150-06	16-28v Dc ---	LED Array high intensity	25 mA
EXAE150-07	16-28v Dc ---	LED Array high intensity	48 mA
Zenerbarrier	16-28v Dc ---		



Kg 0.2 to 0.3

dB 100

°C -40+60

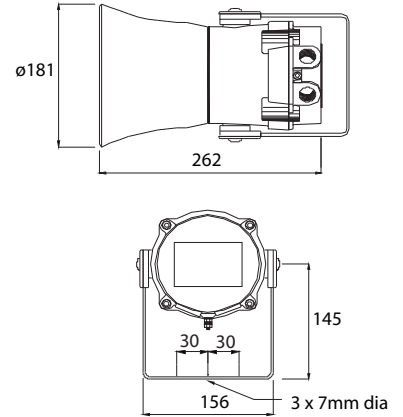
IP 65



Audible Signals EXPLOSION PROOF



SOUNDERS



Explosion Proof Audible Sounders >

Product overview

This high decibel 32 tone selectable electronic sounder gives the user a choice of the 1st stage alarm tone with stage 2 and 3 fixed at manufacture. The tones include those covering the PFEER/UKOOA requirements.

Features

Rated Category 1 use (formerly Zone 1 & 2)

ATEX approved

 II 2 G EExd IIC T4

117dB @ 1m

2 x 20mm cable entries

4mm terminals for ease of connection

Material

Marine Grade LM6 Aluminium

Code No:	Voltage:	Current:
EAE100-24	24v Dc ---	250 mA
EAE100-115	115v Ac ~	110 mA
EAE100-230	230v Ac ~	56 mA



Kg 3.20 DC 3.40 AC

dB 117

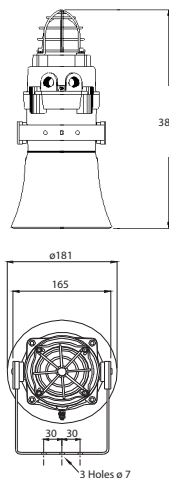
 **°C** -50+55

IP 67





BEACONS



Explosion Proof Xenon Beacon Sounders > EXAE Series

Product overview

The combined xenon beacon/sounder offers the installer both visual and acoustic signals in one unit. The audio-visual components can be operated from a single power source or separately, offering unrivalled flexibility.

Features

Rated Category 1 use (formerly Zone 1 & 2)

ATEX approved

II 2 G EExd IIC T4

117dB @ 1m

5 Joule beacon output

2 x 20mm cable entries

4mm terminals for ease of connection

Material

Marine Grade LM6 Aluminium



Code No:	Voltage:	Light Source:	Current:
EXAE100-24	24v Dc ---	Xenon 5J	250 mA
EXAE100-115	115v Ac ~	Xenon 5J	140 mA
EXAE100-230	230v Ac ~	Xenon 5J	56 mA

Kg 4.8DC 5.0AC

dB 117

°C -50+55

IP 67

FPM 60

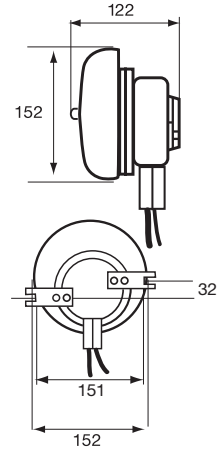
EXPLOSION PROOF



Audible Signals EXPLOSION PROOF



BELLS



UL Explosion Proof Bells > Product overview

The Adaptabel range of explosion proof, UL approved bells produce a distinctive, loud and clear ringing that is free of mechanical clatter. The striker hits the gong in a continuous, rapid-fire action as long as current is applied and the low power drain ensures efficient operation over longer periods.

These 6" bells have a corrosion-resistant finish and include a sealing fitting for 3/4" conduit and wire leads for power connections in hazardous locations. Diode polarized version available on 24v Dc. An adjustment free, self-compensating plunger, mounts to any solid surface using 3/8" (10mm) fasteners.

Features

UL Listed for Class I
Divisions 1 & 2
Groups B, C & D

Class II
Divisions 1 & 2
Group E, F & G

Class III

UL 1203 Listed

102dB @ 1m

Diode polarized on 24v Dc

Loud, clear ring

6-inch gong

Material

Cast Zinc 'Zamak'



Code No:

Voltage:

Current:

EA6B-K435EX-6E1	12v Dc ---	0.52 A
EA6B-K435EX-6G1	24v Dc ---	0.21 A
EA6B-K340EX-6N5	120v Ac ~	0.041 A
EA6B-K340EX-6R5	240v Ac ~	0.021 A

Kg 3.2

dB 102

°C 0+49

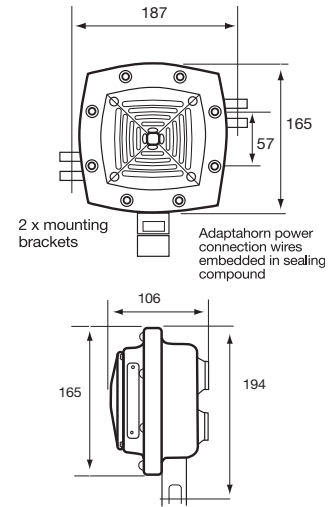
IP 65

CONTINUOUS

UL EXPLOSION PROOF

Audible Signals EXPLOSION PROOF

SOUNDERS



UL Explosion Proof Buzzers > Product overview

The Adaptahorn range of explosion proof, UL approved buzzers offer a heavy-duty, high decibel vibrating signal for hazardous locations. The

buzzers feature a low power drain, ensuring efficient operation over long periods. Diode polarized version available on 24v Dc.

Features

UL Listed for Class I Divisions 1 & 2 Groups B, C & D

Class II Divisions 1 & 2 Group E, F & G

Class III locations

Distinctive sound

Material

Cast Zinc 'Zamak'

Code No:	Voltage:	Frequency:	Current:
EABK879EX-E1	12v Dc ---	350-400Hz	0.27 A
EABK879EX-G1	24v Dc ---	350-400Hz	0.16 A
EABK878EX-N5	120v Ac ~	350-400Hz	0.125 A
EABK878EX-R5	240v Ac ~	350-400Hz	0.065 mA



Kg 4.0

50/60 Hz

dB 109

°C 0+49

IP 55

CONTINUOUS

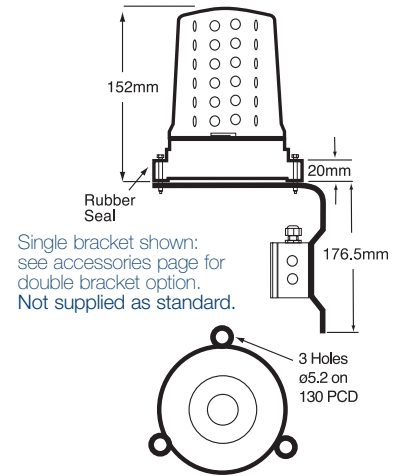
MOFLASH



OBSTACLE MARKING

Visual Signals OBSTACLE MARKING

BEACONS



Obstacle Marking : Low Intensity Lights > Product overview

The LED501/500 Series conforms to the requirements of the ICAO for aviation obstruction marking. Each beacon contains six diode strips each with eight, horizontally aligned LED's

thus exceeding the minimum requirements of the ICAO of 10 cd explicit without dazzling. With robust, corrosion-free construction and rubber housing for vibration protection, the LED501/500 series is ideal for most low intensity applications.

Features

Conforms to ICAO Annexe 14 Volume 1 for steady, red, low intensity Type C beacons

Static red (non-flashing) signal

LED long life

Corrosion free

Optional single or double mounting bracket – see accessory page

IP65

Material

Elastic TPF (Solid Rubber)
Polycarbonate Lens



Code No:	Voltage:	Light Source:	Current:	Effective CD:
LED501-02-10-02	24v Dc ---	LED 10w/50-60J	800 mA	10cd
LED500-04-10-02	230v Ac ~	LED 10w/50-60J	70 mA	10cd
50004	Right angled bracket for single beacon			
50159	Right angled bracket for single beacon complete with cable box			
50160	Double bracket with twin mount complete with cable box			

Kg 0.45

°C -20+50

IP 65



Visual Signals OBSTACLE MARKING **BEACONS**

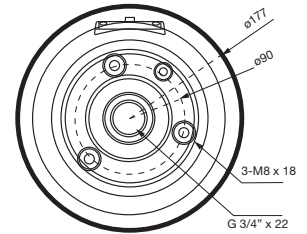
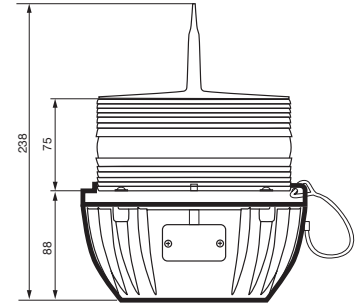


Obstacle Marking : Low Intensity Lights Portable > 10 Candela

Product overview

These portable marking lights are powered by a maintenance free 3.6v Nickel Metal Hydride battery. A mono crystal solar module fitted inside the lens keeps the battery fully charged and can provide enough power to keep the beacon operating

non stop for 400 hours in continuously cloudy and rainy days. A built in photocell switches the beacon on & off at dusk and dawn. The On/Off level is between 70/100 lux and is automatic. The unit incorporates an automatic switch after 18 hours in the dark to protect the battery life.



Features

Conforms to ICAO Annex 14 Volume 1, Low Intensity Type A

Long life and low maintenance

Rugged construction

Material

Cast Aluminium with UV Stable Polycarbonate Lens

Code No:	Voltage:	Light Source:	Effective Cd:
OLF-PS-10-02	3.6v / 10AH	LED	10



Kg 23

°C -20+80

IP 65

FPM 60

OBSTACLE MARKING

APPROVAL AND CONFORMITIES



ADD THE FOLLOWING LENS CODES TO THE PRODUCT CODE WHEN ORDERING

02

Visual Signals OBSTACLE MARKING

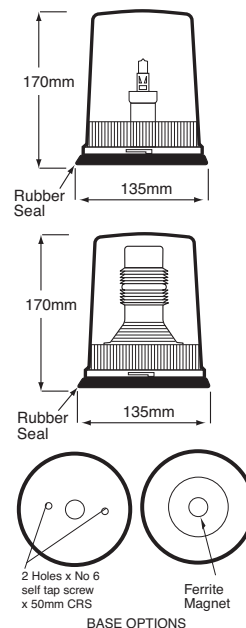
BEACONS



Obstacle Marking : Low Intensity Mobile Obstacles > 40 Candela Product overview

This range of beacons has been designed primarily for use on vehicles. There are two mounting options, either a permanent fix by two screws into the base of the beacon or a magnetic base. Both beacons are pulsed through an internal circuit to generate

an On/Off cycle to produce the required flash rate. The typical application is for marking mobile obstacles in or around aerodromes. Emergency & Security vehicles are designated with Blue lenses and all others shall be Yellow. The minimum light output for each colour is 40 Cd.



Features

Conforms to ICAO Annex 14 Volume 1, Low Intensity Type C

Magnet base provides a 35 Newton force calculated to provide a fix on flat surfaces of upto 80 MPH (subject to conditions)

Permanent fix base is supplied with 2 metres of flying lead with male & female bullet connectors

Material

UV Stable Polycarbonate Lens
Acetal Base with Neoprene Cover



Code No:	Voltage:	Light Source:	Current:	Eff. Cd:
Magnetic Base				
FF98-34-01	12v Dc ---	Ba15d x 21w	1.75 A	40
FF98-38-01	24v Dc ---	Ba15d x 21w	0.88 A	40
FF98-35-03	12v Dc ---	H1 T/H x 55w	4.70 A	40
FF98-40-03	24v Dc ---	H1 T/H x 70w	3.00 A	40
Permanent Fix				
FF98-37-01	12v Dc ---	Ba15d x 21w	1.75 A	40
FF98-39-01	24v Dc ---	Ba15d x 21w	0.88 A	40
FF98-36-03	12v Dc ---	H1 T/H x 55w	4.70 A	41
FF98-41-03	24v Dc ---	H1 T/H x 70w	3.00 A	40

Kg 1.00 MB
0.65 PF

°C -25+66

IP 65

FPM 60

AUTOMOTIVE

OBSTACLE MARKING

APPROVAL AND CONFORMITIES



ADD THE FOLLOWING LENS CODES TO THE PRODUCT CODE WHEN ORDERING

01 03

Visual Signals OBSTACLE MARKING

BEACONS

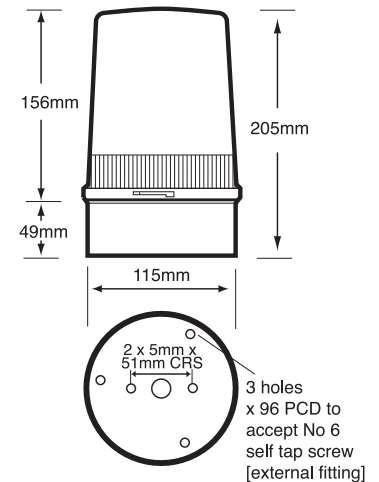


Obstacle Marking : Low Intensity Lights > 10 & 32 Candela

Product overview

This range of Obstacle Lights have been designed to offer a more cost effective option for compliance to the low intensity ICAO regulations. The 10 and 32 Candela both incorporate low consumption Red LED arrays. A power rating of 8 watts for the 10Cd and 12 watts for

the 32Cd lend themselves for use with photocell control if required. The typical application is marking fixed objects in or around aerodromes where the object is a less extensive one and its height above the surrounding ground is less than 45m. These beacons can be used in conjunction with medium and high intensity lights.



Features

Conforms to ICAO Annex Volume 1, Low Intensity Type A (10Cd) & Type B (32Cd)

Other voltage ranges available


Accessories include 50001 Mounting bracket & 50010 cage guard

Material

UV Stable Polycarbonate Lens & Base

Stainless Steel Sealing Band

Code No:	Voltage:	Light Source	Mode:	Current:	Effective Candela
OLS-02-10-02	24v Ac/Dc ≈	LED	Static	0.33 A	10
OLF-02-10-02	24v Ac/Dc ≈	LED	Flashing	0.33 A	10
OLS-04-10-02	230v Ac/Dc ≈	LED	Static	0.04 A	10
OLS-02-32-02	24v Ac/Dc ≈	LED	Static	0.50 A	32
OLF-02-32-02	24v Ac/Dc ≈	LED	Flashing	0.50 A	32
OLS-04-32-02	230v Ac/Dc ≈	LED	Static	0.50 A	32



Kg 0.6

°C -20+45

IP 66

FPM 60/90

Hz 50/60

OBSTACLE MARKING

Visual Signals OBSTACLE MARKING

BEACONS

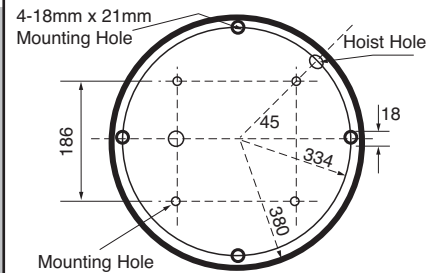
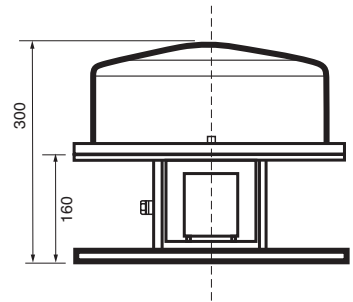


Obstacle Marking : Medium Intensity Lights > 2000 Candela

Product overview

This medium intensity warning light incorporates state of the art LED technology into an efficient optical design that has a power consumption of less than 50 watts. The beacon is of a rugged construction and has been designed to withstand the most severe weather

conditions. For ease of installation the units size and weight have being kept to a minimum. The Typical installation is marking fixed objects in or around aerodromes where the object is an extensive one or its height above the level of surrounding ground is greater than 45m. Type B lights can be used in conjunction with low intensity lights.



Features

Conforms to ICAO Annex 14 Volume 1, Medium Intensity Type B (Flashing) & Type C (Static)

Conforms to FFA & CAA requirements

Long life and low maintenance

Material

Cast Aluminium Base
UV Resistant Dome

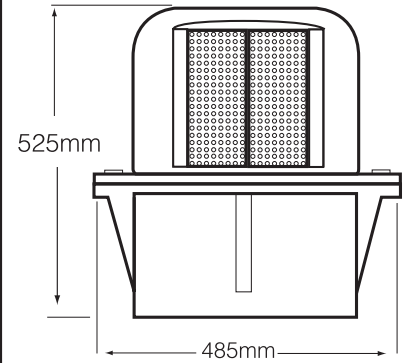
Code No:	Voltage:	Light Source	Mode:	Current:	Effective Candela
OLS-04-2000-02	115/230v Ac ~	LED	Static	0.50/0.80A	2400
OLF-04-2000-02	115/230v Ac ~	LED	Flashing	0.50/0.80A	2400



Kg 14
°C -40+60
IP 66
Hz 50/60
FPM 60/90
ICAO OBSTACLE MARKING

APPROVAL AND CONFORMITIES
RoHS
CE
MARINE

BEACONS



Obstacle Marking : Medium Intensity Lights 2000 Candela

Product overview

The LED 2000 Series conforms to the requirements of the ICAO for aviation obstruction marking. Designed for use on tall buildings, masts and pylons making it ideal for remote or inaccessible locations. The

LED pentagon shaped tower, incorporating 800 high power LEDs, allows for a perfect 360° beacon which can be visible over 15 miles in optimum weather conditions. 3 metres of 1.5 SY steel braided cable is supplied attached to the beacon assembly making entry to the beacon unnecessary.

Features

- Conforms to ICAO regulation Annex 14 Volume 1 for steady, medium intensity Type C beacons
- IP67
- Low maintenance
- Long life
- 360° visibility

Material

- Cast Aluminium
- UV Stable Polycarbonate Lens

Code No:	Voltage:	Light Source:	Effective CD:
LED-04-2000-02	230v Ac ~	LED output	2000cd



Kg 19
°C -40+55
50/60 **Hz**
IP 67
 OBSTACLE MARKING
 MARINE

MOFLASH



AUTOMOTIVE

Visual Signals AUTOMOTIVE BEACONS

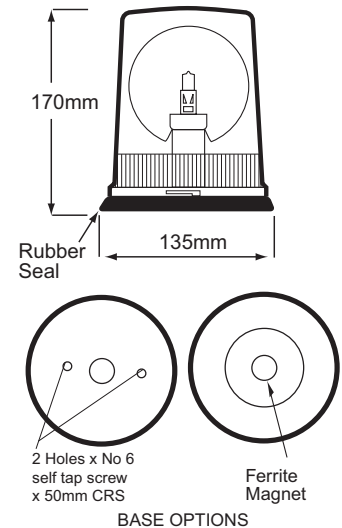


Automotive Rotating Beacons > R88 Series

Product overview

The R88 Series uses a parabolic reflector which, driven by an electric motor, revolves around a continuously illuminated lamp on the vertical axis of the beacon creating a powerful beam of light travelling through 360 degrees. Generally, this type of beacon

has a greater degree of light output than other models but this is off-set by the fact that the parabolic reflector only illuminates one given point at a time. The R88 is available as either a permanent fixed unit or with a magnetic base and vehicle lighter socket lead for temporary and occasional use. This is ideal for when the beacon is not required to be fixed permanently to the roof of the vehicle.



Features

Continuously rated

Choice of magnetic or fixed mounting options

Worm drive system

IP65

Material

UV Stable Polycarbonate Lens
Acetal Base with Neoprene Cover

Code No:	Voltage:	Light Source:	Current:
ROTATING MB (Magnetic Base)			
R88-34	12v Dc ---	H1 X 55w	4.70 A
R88-38	24v Dc ---	H1 X 70w	3.00 A
ROTATING SF (Fixed Base)			
R88-37	12v Dc ---	H1 X 55w	4.70 A
R88-39	24v Dc ---	H1 X 70w	3.00 A

ROTATING MB (Magnetic Base)

R88-34	12v Dc ---	H1 X 55w	4.70 A
R88-38	24v Dc ---	H1 X 70w	3.00 A

ROTATING SF (Fixed Base)

R88-37	12v Dc ---	H1 X 55w	4.70 A
R88-39	24v Dc ---	H1 X 70w	3.00 A



Kg 1.11 MB

Kg 0.67 SF

°C -25+55

IP 65

FPM 160 ±30

AUTOMOTIVE

APPROVAL AND
CONFORMITIES



ADD THE FOLLOWING LENS CODES TO
THE PRODUCT CODE WHEN ORDERING

01

02

03

04

05

Visual Signals AUTOMOTIVE

BEACONS

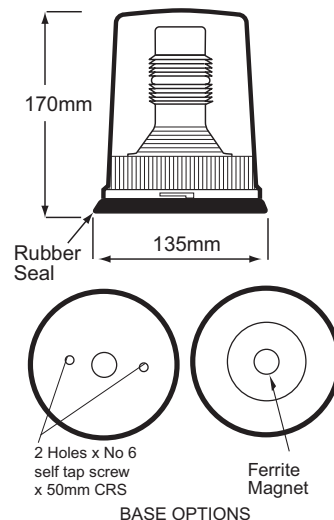


Automotive Xenon Beacons > X88 Series

Product overview

The X88 Series utilises a discharge capacitor and converter circuit to ignite xenon gas inside a tube, resulting in a brilliant flash of light. Xenon gas ignites virtually instantaneously so maximum brightness is obtained immediately. Xenons have an

added advantage of low current consumption combined with a reasonable life span. The X88 is available as either a permanent fixed unit or with a magnetic base and vehicle lighter socket lead for temporary and occasional use. This is ideal for when the beacon is not required to be fixed permanently to the roof of the vehicle.



Features

- Continuously rated
- Choice of magnetic or fixed options
- 360° visibility
- IP65

Material

UV Stable Polycarbonate Lens
Acetal Base with Neoprene Cover



Code No:	Voltage:	Light Source:	Current:
XENON MB (Magnetic Base)			
X88-72•	12/24v Dc ---	Xenon 10J/7.5J	1.40/0.7 A
XENON SF (Fixed Base)			
X88-75•	12/24v Dc ---	Xenon 10J/7.5J	1.40/0.7 A

•Pre-set at 24v Dc ---

Kg 1.11 MB
Kg 0.67 SF
°C -25+55
IP 65
FPM 60x90
AUTOMOTIVE

APPROVAL AND CONFORMITIES



ADD THE FOLLOWING LENS CODES TO THE PRODUCT CODE WHEN ORDERING



MOFLASH



ACOUSTIC

PIEZO BUZZERS

ACOUSTIC

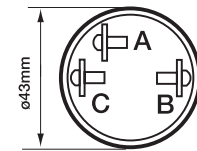


Acoustic Signals > AE20M Piezo Buzzer Series

Product overview

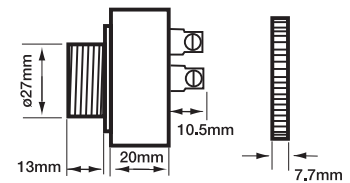
The AE20M Piezo Buzzer Series offers an economical and cost effective solution for local area applications. At only

43mm diameter, the buzzer offers the installer an unobtrusive acoustic signal in a wide range of voltages with most voltages offering pulsed or continuous tone capability.



Connections for 115v & 230v
 Tone Terminals
 Pulsed A + B
 Continuous A + C

Connections for 12v to 48v
 Tone Terminals
 Pulsed B + A
 Continuous B + C



Features

- Compact
- 90 dB
- Pulsed or continuous tone
- Local signalling applications
- IP55

Material

ABS Plastic



Code No:	Voltage:	Frequency:	Current:
AE20M-12 [*]	12v Ac/Dc ~	2900 Hz	20 mA
AE20M-24	24v Ac/Dc ~	2900 Hz	10 mA
AE20M-48	48v Ac/Dc ~	2900 Hz	10 mA
AE20M-115	115v Ac ~	2900 Hz	20 mA
AE20M-230	230v Ac ~	2900 Hz	10 mA

^{*} Pulsed tone only

Kg 0.08

50/60 Hz

°C -20+60

IP 55

dB 90

PULSED OR CONTINUOUS

APPROVAL AND CONFORMITIES



INDUSTRIAL

ELECTRONIC ACOUSTIC

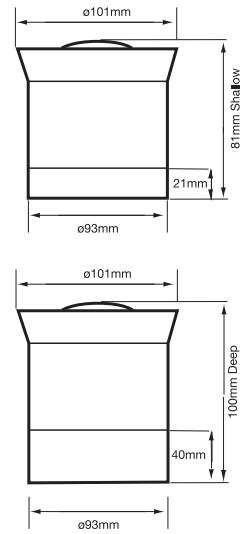


Acoustic Signals Electronic Sounders > AE40M Series

Product overview

The AE40M Series is an 8-tone electronic sounder available in 10-30v Dc and 230v Ac versions. This product is ideal for fire alarm and close proximity

industrial applications. The Dc version is available in both deep base or shallow base, with deep base offering side entry and increased IP protection. The Ac version is deep base as standard.



Features

Low current consumption

IP54 or 65

Selectable tones (8)

Suitable for use with the Easy AVR upgrade LED

Material

ABS Plastic

Code No:	Voltage:	Frequency:	Current:
AE40M-24R-SB	10-30v Dc ---	800-2580 Hz	32 mA•
AE40M-24R•	10-30v Dc ---	800-2580 Hz	32 mA•
AE40M-230R•	230v Ac ~	800-2580 Hz	50 mA

• Current at 24v Dc ---



Kg 0.32

°C -20+45

IP 54/65•

8 TONES CONTINUOUS

FIRE

dB 100

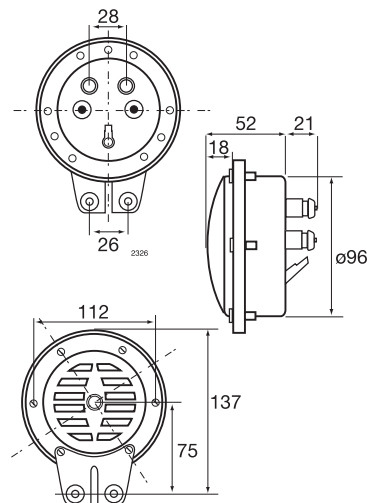
APPROVAL AND CONFORMITIES



INDUSTRIAL

INDUSTRIAL BUZZERS

ACOUSTIC



Acoustic Signals Industrial Buzzers > AE95 Series

Product overview

The AE95 is a medium output low frequency mechanical buzzer. The IP protection can be increased to IP55 by use of the optional weatherproof back

box. The AE95 is suitable for a wide range of applications including fork lift trucks, emergency alarms, process control alarms and for mechanical handling machinery.

Features

- Industrial buzzer
- Wide voltage range
- Low frequency tone
- 10 minute rating
- IP53 (IP55 with back box)
- 110dB @ 1m
- Rated 10 min On / 10 min Off

Material

Mild Steel

Code No:	Voltage:	Frequency:	Current:
AE95-05	24/48v Ac/Dc ~	335 Hz	0.8 A
AE95-06	115/230v Ac/Dc ~	335 Hz	0.4/0.2A
AE95-BB	Weatherproof back box •		



Kg 0.68

50/60 Hz

°C -20+66

IP 55 / 65°

ON 15 MINS OFF 1 MINS

INDUSTRIAL

APPROVAL AND CONFORMITIES



dB 115



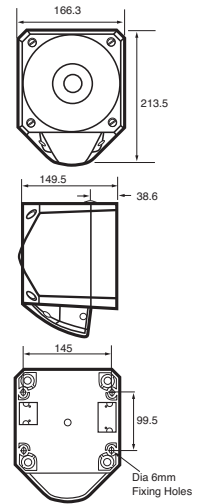
ELECTRONIC ACOUSTIC

Acoustic Signals Electrical Sounders > High Output Audio Visual

Product overview

These alarm sounders have been designed for Fire, Industrial & Marine applications where an audible and visual options may be required. The units incorporate wide

operating voltages, a choice of 64 tones that are automatically synchronised on multi unit installation. All units offer wire to base installation for first fix convenience, and has been specifically designed to allow for ease of final fix installation.




Features

- Volume control (+/- 20dB)
- Vds approved
- Three stage alarm
- Audible & visual option
- 5 Joule Xenon

Material

Flame Retardant ABS

Code No:	Voltage:	Current:	dB at 1m
AE110-02	10-60v Dc ---	10-50mA	110
AE110-03	24-48v Ac ---	10-50mA	110
AE110-04	115/230v Ac ~	40mA	110
With Xenon Beacon Fitted:			
AEX110-02	10-60v Dc ---	300mA	110
AEX110-04	115/230v Ac ~	110mA	110



Kg 1.2

50/60 Hz

°C -25+55 Ac
-25+70 Dc

IP 66

MARINE

INDUSTRIAL

APPROVAL AND CONFORMITIES



ADD THE FOLLOWING LENS CODES TO THE PRODUCT CODE WHEN ORDERING



FIRE

INDUSTRIAL SIRENS

ACOUSTIC

AS300



AS400

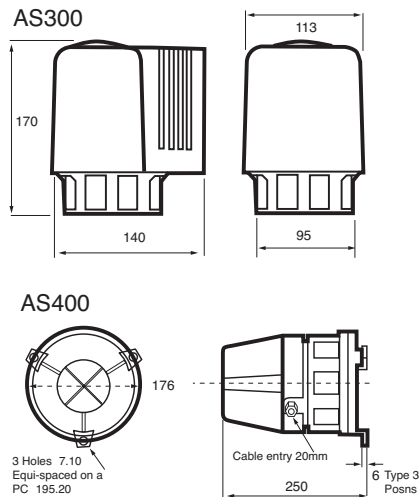


Acoustic Signals > Industrial | Mechanical Sirens

Product overview

These sirens have been designed for a wide range of applications where a loud commanding signal is required. The AS300 series is designed for surface mounting with a separate mounting plate to allow for ease of installation. The unit comes pre-wired and is supplied

with 1 metre of cable. The AS400 series is a vertical mounted siren, manufactured for heavy duty environments and is of rugged construction. The low sound frequency it produces is ideal for use over medium size areas. Both sirens are weatherproof when mounted according to instructions supplied.



Features

High sound output

127 dB for AS300

125 dB for AS400 for Ac & 116 dB for Dc at 1 metre

Continuously rated

Material

AS300 - ABS Construction

AS400 - Cast Aluminium Body and Noryl Rotor



Code No:	Voltage:	Frequency:	Current:
AS300M-115	115v Ac/Dc	1680 Hz	2.7A
AS300M-230	230v Ac/Dc	1680 Hz	1.0A
AS400M-24	24v Dc ---	900 Hz	8.0A
AS400M-115	115v Ac/Dc	900 Hz	3.0A
AS400M-230	230v Ac/Dc	900 Hz	1.4A

Kg 1.8 AS300
4.5 AS400

50/60 **Hz**

°C -30+45

IP 55

FIRE

INDUSTRIAL

APPROVAL AND CONFORMITIES





MARINE BUZZER

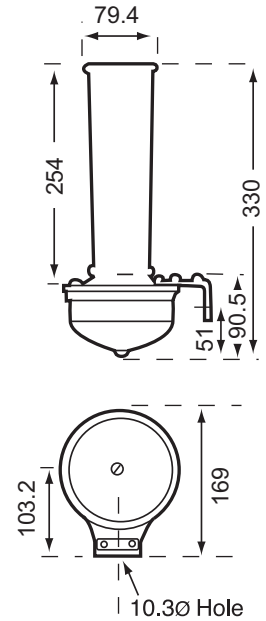
ACOUSTIC

Acoustic Signals Industrial | Marine Buzzer > ABHF8 Series

Product overview

The ABHF8 Series buzzer is a weatherproof signalling horn designed for both industrial and light marine applications. Producing a high output penetrating

sound, it is particularly suitable for use on small boats and canal barges as well as for industrial uses such as time signalling and process control alarms. With a wide voltage range and rugged metal casting, it is suitable in almost any environment.



Features

- Industrial/marine buzzer
- High output penetrating sound
- IP65
- 111dB @ 1m
- Rated 10 min On / 10 min Off

Material

Brass



Code No:	Voltage:	Frequency:	Current:
ABHF8-1437	24/48v Ac/Dc ~	335 Hz	0.80 A
ABHF8-1436	115/230v Ac/Dc ~	335 Hz	0.4/0.2 A

Kg 2.10	50/60 Hz	°C -20+50	IP 65	ON 15 MIN OFF 5 MIN	INDUSTRIAL
APPROVAL AND CONFORMITIES			MARINE	dB III	

INDUSTRIAL BUZZERS

ACOUSTIC

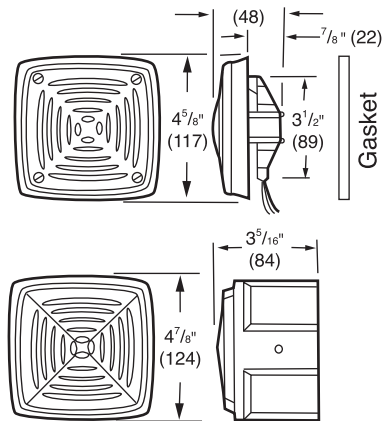


Acoustic Signals Industrial Buzzers > Adaptahorn Series

Product overview

The Adaptahorn buzzer has a powerful output giving a penetrating, low frequency sound. With a variety of mounting options, they can be used in almost any

application, both indoors and outdoors. Adaptahorns are available as a grill version for flush mounting and also as a weatherproof version. Back box pre-tapped at 3/4" NPT. M20 adaptor available upon request.




Features

- High output penetrating sound
- Volume control
- Durable, long life mechanism
- Continuously rated

Material

Zinc Alloy



Code No:	Voltage:	Frequency:	Current:
ABK877-G1	24v Dc ---	350-400 Hz	0.16 A
ABK876-N5	120v Ac ~	350-400 Hz	0.13 A
ABK876-R5	230v Ac ~	350-400 Hz	0.06 A

Kg 1.6

50/60 Hz

°C -35+66

IP 65

CONTINUOUS

INDUSTRIAL



dB 112

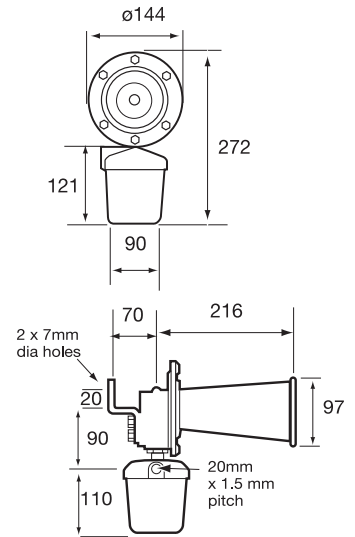


HOOTERS ACOUSTIC

Acoustic Signals Industrial Hooters > A1 Series Product overview

The A1 is a powerful motor driven hooter giving the unique 'Klaxon' sound. The high output, low frequency resonating sound gives a powerful warning tone. With a sound output of 120dB,

it can cut through background noise in almost any environment and is ideal for use as a time signalling alarm or process alarm in the noisiest factory. In addition, the A1 can be used on barges, work boats and dock sides and for other similar marine applications.



Features

- Powerful, high output 120dB
- Robust construction
- Weatherproof to IP65

Material

- Die cast aluminium & zinc
- Mild steel
- ABS Plastic

Code No:	Voltage:	Frequency:	Current:
AHA1-2000	12v Dc ---	420 Hz	5.0 A
AHA1-2001	24v Dc ---	420 Hz	2.30 A
AHA1-2002	48v Dc ---	420 Hz	1.30 A
AHA1-2004	115v Ac ~	420 Hz	0.84 A
AHA1-2003	230v Dc ---	420 Hz	0.80 A
AHA1-2006	230v Ac ~	420 Hz	0.76 A



Kg 2.0
50/60 Hz
°C -35+66
IP 65
ON 2 MIN OFF 5 MIN
INDUSTRIAL

APPROVAL AND CONFORMITIES

dB 120
MARINE

HOOTERS ACOUSTIC

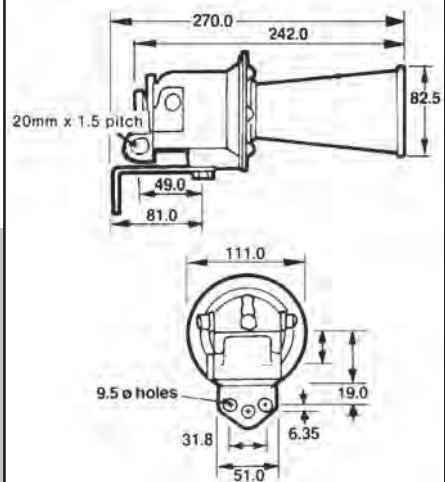


Acoustic Signals Industrial Hooters > Klaxet Series

Product overview

The Klaxet is a motor driven hooter giving the unique 'Klaxon' sound. The high output, changing frequency note gives a powerful warning tone which can be heard above background noise in industrial

applications. The Klaxet is ideal for time signalling, process control alarms, telephone extension ringing (as originally used by British Telecom when used with suitable relay, not supplied) and cranes. Manufactured with a cast iron housing, the Klaxet is designed to withstand rugged use in all situations.



Features

- Powerful, high output
- 111dB
- Robust construction
- Weatherproof to IP54

Material

Cast iron / mild steel



Code No:	Voltage:	Frequency:	Current:
AHKLAXET-1000	12v Dc ---	470 Hz	2.50 A
AHKLAXET-1001	24v Dc ---	470 Hz	1.00 A
AHKLAXET-1008	115v Ac ~	470 Hz	0.50 A
AHKLAXET-1010	230v Ac ~	470 Hz	0.33 A

Kg 1.60
 50/60 **Hz**
 °C -20+40
IP 54
 ON 1 MIN OFF 5 MIN
 INDUSTRIAL

APPROVAL AND CONFORMITIES

dB III

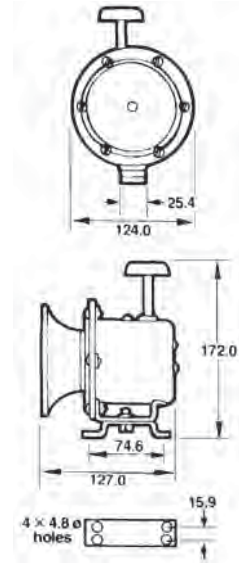
HOOTERS ACOUSTIC



Acoustic Signals Industrial Hooters > ES Manual Series Product overview

The ES is a manually operated hooter producing the unique 'Klaxon' sound for applications where a power supply is unavailable. Typical

applications include small boats, canal barges, mine trucks and fork lift trucks. The ES gives a powerful sound which, with its low frequency tone, makes it an effective warning device.




Features

- Manual operation – no power supply required
- Lightweight and compact
- Robust and reliable

Material

Mild steel



Code No:

Frequency:

AHES-1290

150-350 Hz

Kg 1.20

dB 103

IP 54

INDUSTRIAL

APPROVAL AND CONFORMITIES



MARINE | INDUSTRIAL AIRHORNS

ACOUSTIC

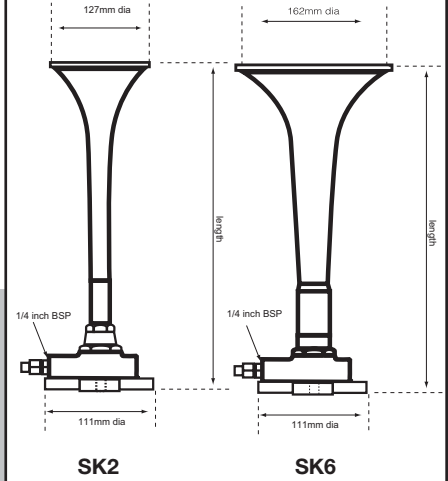


Acoustic Signals Industrial Air Horns > SK Series

Product overview

The SK Series of air horns are manufactured from non-ferrous materials which offer high corrosion and weatherproof resistance for use in railway and marine applications as well

as general purpose signalling. Operated from a compressed air supply, their powerful high output low frequency sound cuts through background noise to provide an effective warning. Optional compressor available for applications which do not have an on-site air supply.




Features

- Continuous signal
- Optional compressor if no direct air supply available
- 120-134dB at 1m
- Robust construction
- Easy to install

Material

Brass/Phosphur bronze



Code No:	Length:	dB:	Air Consumption:	Air Pressure:	Rating:
APSK6-GM	341mm	132	50-100 L/min	50-100 psi	Continuous
APSK2-GM	358mm	120	50-100 L/min	10-30 psi	Continuous
APSK2-EM	435mm	134	50-100 L/min	10-30 psi	Continuous
APSK6-EM	437mm	124	50-100 L/min	50-100 psi	Continuous

APSK-Compressor for SK2 only (49mm o/d, 116mm L, 0.41kg, 14 PSI, 24v DC)

Kg 1.80

GM 370 **Hz**

EM 315 **Hz**

IP 66

dB 120 -134

INDUSTRIAL

INDUSTRIAL AIRHORNS

ACOUSTIC

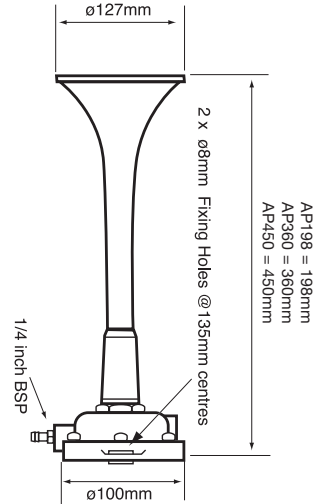


Acoustic Signals Industrial Airhorns > AP Series

Product overview

The AP Series of air horns are suitable for general purpose signalling where high output is required such as foundries, steelworks and petrochemical plants. Operated from a

compressed air supply, their powerful low frequency sound cuts through background noise to provide an effective alarm. Optional compressor available for applications which do not have an on-site air supply.



Features

- Continuous signal
- Optional compressor if no direct air supply available
- 125dB @ 1m
- Robust construction

Material

- Aluminium Body
- Brass Horn

Code No:	Air Consumption:	Air Pressure:	Frequency:
AP198M	50-133 L/min	55-140 psi	660 Hz
AP360M	50-133 L/min	55-140 psi	387 Hz
AP450M	50-133 L/min	55-140 psi	307 Hz



Kg 1.4

°C -30+90

IP 66

dB 125

INDUSTRIAL

FIRE BELL ACOUSTIC

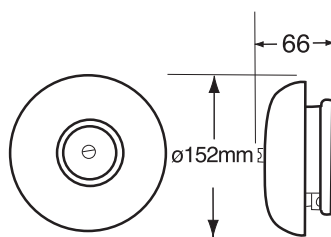


Acoustic Signals Fire Bell > A6FB Series

Product overview

The A6FB is an economy bell suitable for fire alarm signalling applications. It produces the traditional alarm bell sound and offers easy installation. The bell

has the following mounting options: 50mm and 60mm pitch holes suitable for BESA box mount; 4" square or single mount Gang Box.



Features

Diode polarized

98±3 dB

Terminal allows for 2+ and 2- cabling, up to 2.5mm²

Material

Steel Gong
Plastic Back Box

Code No:

Voltage:

Current:

A6FB-24DC-DP

18-28v Dc ---

15mA
at 24v Dc



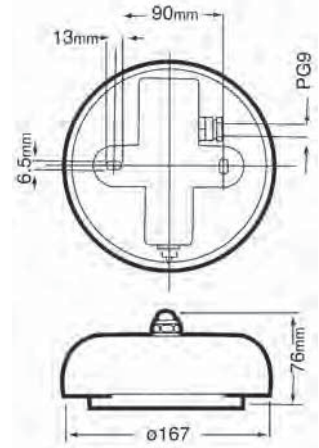
Kg 0.5

°C -20+45

IP 42

FIRE

dB 98±3



Acoustic Signals Industrial & Marine Bells > IP66 Series

Product overview

The IP66 bell is a fully enclosed signal bell. It is suitable for areas where harsh weather conditions exist, such as

exposed outdoor locations, marine applications and wash/hose down areas. The solenoid driven mechanism produces a clear, loud tone.

Features

High quality penetrating sound

Weatherproof to IP66

Material

Steel gong

Code No:	Voltage:	Current:
A6B-12DC-IP66	12v Dc ---	0.60 A
A6B-24DC-IP66	24v Dc ---	0.30 A
A6B-115AC-IP66	115v Ac ~	0.11 A
A6B-230AC-IP66	230v Ac ~	0.05 A



Kg 1.00

dB 103

°C -30+50

IP 66

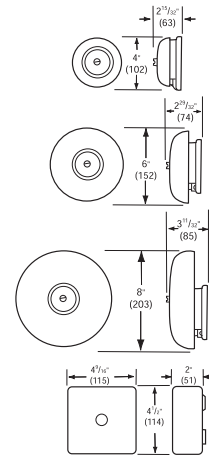
CONTINUOUS

INDUSTRIAL

APPROVAL AND CONFORMITIES

MARINE

INDUSTRIAL BELL ACOUSTIC



Acoustic Signals Industrial Bells > Adaptabel Series

Product overview

The Adaptabel range is a high quality solenoid driven bell designed for use in commercial, industrial and transportation applications. With a choice of three gong sizes, this unit delivers

a clear, loud ring which is free from mechanical clatter. The bigger the gong, the deeper, louder and more penetrating the sound. When fitted with the optional back box, the units are weatherproof and suitable for mounting in exposed locations. Red version available in 6" 24v Dc.

Features

- Supplied with a universal mounting plate for all installation options
- Rugged die-cast construction
- Robust and reliable
- Wide range of voltages available
- Optional IP65 weatherproof back box

Material Steel gong

Code No:	Voltage:	Size:	dB:	Current:
A4B-K-12DC	12v Dc ---	101mm/4"	99dB	125 mA
A4B-K-24AC	24v Ac ~	101mm/4"	99dB	-
A4B-K-24DC	24v Dc ---	101mm/4"	99dB	62 mA
A4B-K-115AC	115v Ac ~	101mm/4"	99dB	34 mA
A4B-K-230AC	230v Ac ~	101mm/4"	99dB	22 mA
A6B-K-12DC	12v Dc ---	152mm/6"	101dB	125 mA
A6B-K-24AC	24v Ac ~	152mm/6"	101dB	-
A6B-K-24DC	24v Dc ---	152mm/6"	101dB	62 mA
A6B-K-24DCR	24v Dc ---	152mm/6"	101dB	-
A6B-K-115AC	115v Ac ~	152mm/6"	101dB	34 mA
A6B-K-230AC	230v Ac ~	152mm/6"	101dB	22 mA
A8B-K-24DC	24v Dc ---	203mm/8"	102dB	62 mA
A8B-K-115AC	115v Ac ~	203mm/8"	102dB	34 mA
A8B-K-230AC	230v Ac ~	203mm/8"	102dB	22 mA

AB-K-WPBB Weatherproof backbox • Cabling entries x 3 (3/4"NPT or M20)



Kg 1.0/1.4/2.3

dB 99 - 102

°C -35+66

IP 44/65°


CONTINUOUS

INDUSTRIAL

APPROVAL AND CONFORMITIES



MOFLASH



ACCESSORIES

Miscellaneous

ACCESSORIES**BRACKETS**

50001>50160

50001 Right Angled Wall Bracket
Suitable for use with 88, 125 & 201/200 series beacons

50004 Right Angled Wall Bracket
Suitable for use with 401/400, 501/500, 600 & X250 series beacons

50006 Pipe Bracket
Suitable for use with 401/400, 501/500, 600 & X250 series beacons

50007 Right Angled Wall Bracket
Suitable for use with 125 & 125 DIN series beacons [not shown]

50159
Single Bracket with Cable Box ICAO

Suitable for use with LED 501/500 & X250 series beacons

50160
Double Bracket with Cable Box ICAO
Suitable for use with LED 501/500 & X250 series beacons

**CAGE GUARDS**

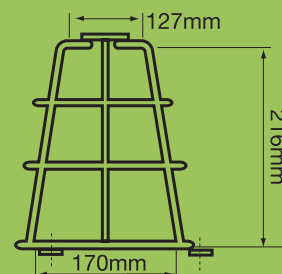
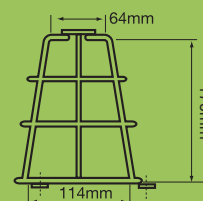
50003>50010

50003 Small Cage Guard

50003/1 Optional Mounting Plate
Suitable for use with 125 series beacons

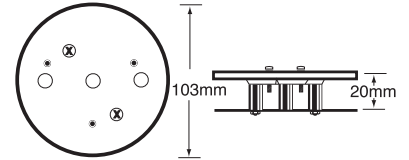
50010 Large Cage Guard

50010/1 Optional Mounting Plate
Suitable for use with 201/200, 401/400 & 501/500 series beacons



ACCESSORIES**ANTI - VIBRATION MOUNT****50080**

50080 Anti-Vibration Mount
Suitable for use with 88, 125, 201/200
series beacons

**SPARE LENS
COVERS****50018>50022**

50018 Red Lens

50019 Amber Lens

50020 Blue Lens

50021 Green Lens

50022 Clear Lens
All suitable for use with 125
series beacons only

**SPARE LENS
COVERS****50064>50068**

50064 Amber Lens

50065 Red Lens

50066 Blue Lens

50067 Green Lens

50068 Clear Lens
All suitable for use with 88, 98,
201/200, 401/400 & 501/500
series beacons





Unit 17-19, Klaxon Industrial Estate,
Warwick Road, Tyseley,
Birmingham B11 2HA, England

MOFLASH 
SIGNALLING

T ++ 44 (0) 121 707 6681

F ++ 44 (0) 121 707 8305

E uksales@moflash.co.uk

E exportsales@moflash.co.uk

W www.moflash.co.uk

Moflash Signalling Limited reserves the
right to modify product specifications
without prior notice within our policy
of continual product development.



MARINSUPPLY

Marin Supply AS
Nedre vei 8, Bygg 155
N-3183 Horten, Norway

Tel: (+47) 3308 3308
Fax: (+47) 3308 3309
www.marinsupply.no